



### FEATURES:

- RoHS compliant
- Power modules for PCB mounting
- V-out trim and On/Off control
- Regulated output
- Low ripple and noise
- 2:1 input ranges

### Models

#### Single output

Model	Input Voltage (V)	Output Voltage (V)	Output Current max (A)	Isolation (VDC)	Efficiency (%)
AM20U-1203SCZ	9-18	3.3	4	1500	76
AM20U-1205SCZ	9-18	5	4	1500	78
AM20U-1212SCZ	9-18	12	1.67	1500	81
AM20U-1215SCZ	9-18	15	1.33	1500	82
AM20U-1224SCZ	9-18	24	0.83	1500	83
AM20U-2403SCZ	18-36	3.3	4	1500	78
AM20U-2405SCZ	18-36	5	4	1500	81
AM20U-2412SCZ	18-36	12	1.67	1500	86
AM20U-2415SCZ	18-36	15	1.33	1500	85
AM20U-2424SCZ	18-36	24	0.83	1500	88
AM20U-4803SCZ	36-75	3.3	4	1500	76
AM20U-4805SCZ	36-75	5	4	1500	82
AM20U-4812SCZ	36-75	12	1.67	1500	84
AM20U-4815SCZ	36-75	15	1.33	1500	85
AM20U-4824SCZ	36-75	24	0.83	1500	87

### Models

#### Dual output

Model	Input Voltage (V)	Output Voltage (V)	Output Current max (A)	Isolation (VDC)	Efficiency (%)
AM20U-1205DCZ	9-18	±5	±2	1500	77
AM20U-1212DCZ	9-18	±12	±0.83	1500	81
AM20U-1215DCZ	9-18	±15	±0.66	1500	82
AM20U-2405DCZ	18-36	±5	±2	1500	82
AM20U-2412DCZ	18-36	±12	±0.83	1500	84
AM20U-2415DCZ	18-36	±15	±0.66	1500	85
AM20U-4805DCZ	36-75	±5	±2	1500	83
AM20U-4812DCZ	36-75	±12	±0.83	1500	85
AM20U-4815DCZ	36-75	±15	±0.66	1500	84

### Models

#### Triple output

Model	Input Voltage (V)	Output Voltage (V)	Output Current max (A)	Isolation (VDC)	Efficiency (%)
AM20U-12512TCZ	9-18	5/±12	2.5/±0.3	1500	79
AM20U-12515TCZ	9-18	5/±15	2.5/±0.2	1500	77
AM20U-24512TCZ	18-36	5/±12	2.5/±0.3	1500	83
AM20U-24515TCZ	18-36	5/±15	2.5/±0.2	1500	81
AM20U-48512TCZ	36-75	5/±12	2.5/±0.3	1500	83
AM20U-48515TCZ	36-75	5/±15	2.5/±0.2	1500	84

### Input Specifications

Parameters	Conditions	Typical	Maximum	Units
Voltage range		9-18 18-36 36-75		VDC
Filter		$\pi$ (Pi) Network		

### Isolation Specifications

Parameters	Conditions	Typical	Maximum	Units
Rated voltage		1500		VDC
Resistance		> 100		MOhm
Capacitance		1000		pF

### Output Specifications

Parameters	Conditions	Typical	Maximum	Units
Voltage accuracy			$\pm 2$	%
Short Circuit protection	Auto recovery	Hiccup,		
Over voltage protection	<a href="http://go.to/aimtec.com">go to aimtec.com</a>	Zener diode clamp protection		
Over load protection	Recovers automatically	Works 120% of rating		%
Line voltage regulation (Single)	HL-LL	$\pm 0.5$		%
Line voltage regulation (Dual)	HL-LL	$\pm 0.5$		%
Line voltage regulation (Triple)	HL-LL	$\pm 1 / \pm 5$		%
Load voltage regulation (Single)	10-100%	$\pm 0.5$		%
Load voltage regulation (Dual)	10-100%	$\pm 3$		%
Load voltage regulation (Triple)		$\pm 3 / \pm 5$		%
Temperature coefficient		$\pm 0.02$		%/°C
Ripple			0.2% Vout + 20mV max	Vp-p
Noise			0.5% Vout + 50mV max	Vp-p

### General Specifications

Parameters	Conditions	Typical	Maximum	Units
Switching frequency	100% load	200		KHz
Operating temperature	Without derating	-25 to +70		°C
Storage temperature		-55 to +105		°C
Case temperature			100	°C
Cooling	Free air convection			
Humidity	Non condensing		95	%
Case material	Nickel coated copper with non conductive base			
Weight		70		g
Dimensions	Tolerance $\pm 0.5$ mm	2.0 x 2.0 x 0.42 inches	50.8 x 50.8 x 10.8 mm	
MTBF	> 550 000 hrs (MIL-HDBK -217F, Ground Benign, t=+25°C)			

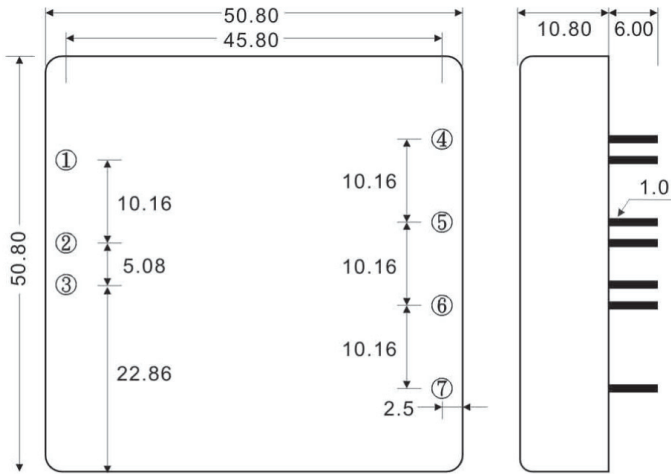
### Safety Specifications

Standards	
Agency approvals	CE (Pending)
EMI (Conducted & Radiated Emission)	EN 55022 class A

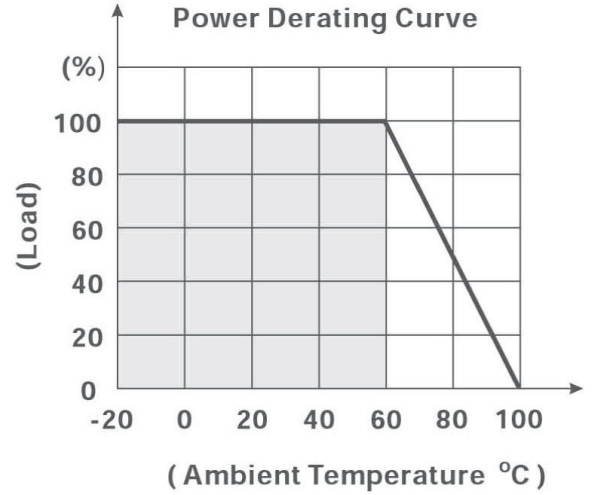
### Pin out specifications

Pin	Single	Dual	Triple
1	On/Off Control	On/Off Control	On/Off Control
2	-V Input	-V Input	-V Input
3	+V Input	+V Input	+V Input
4	Trim	Trim	-V Output
5	-V Output	-V Output	Common
6	+V Output	Common	+5V Output
7	No pin	+V Output	+V Output

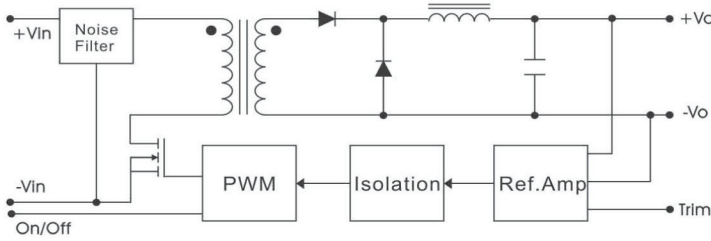
### Dimensions



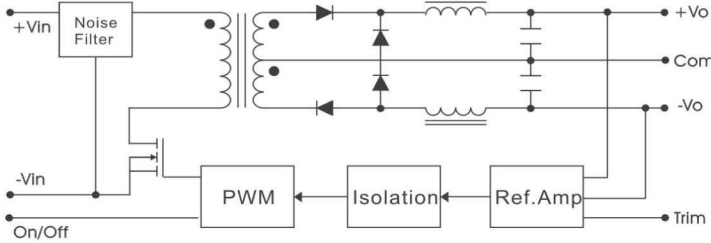
### Derating



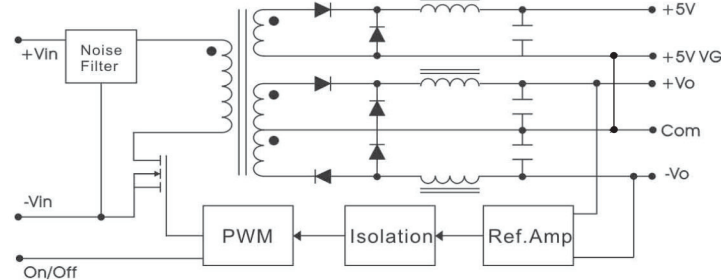
### Single Output



### Dual Output



### Triple Output



### Trimming

