

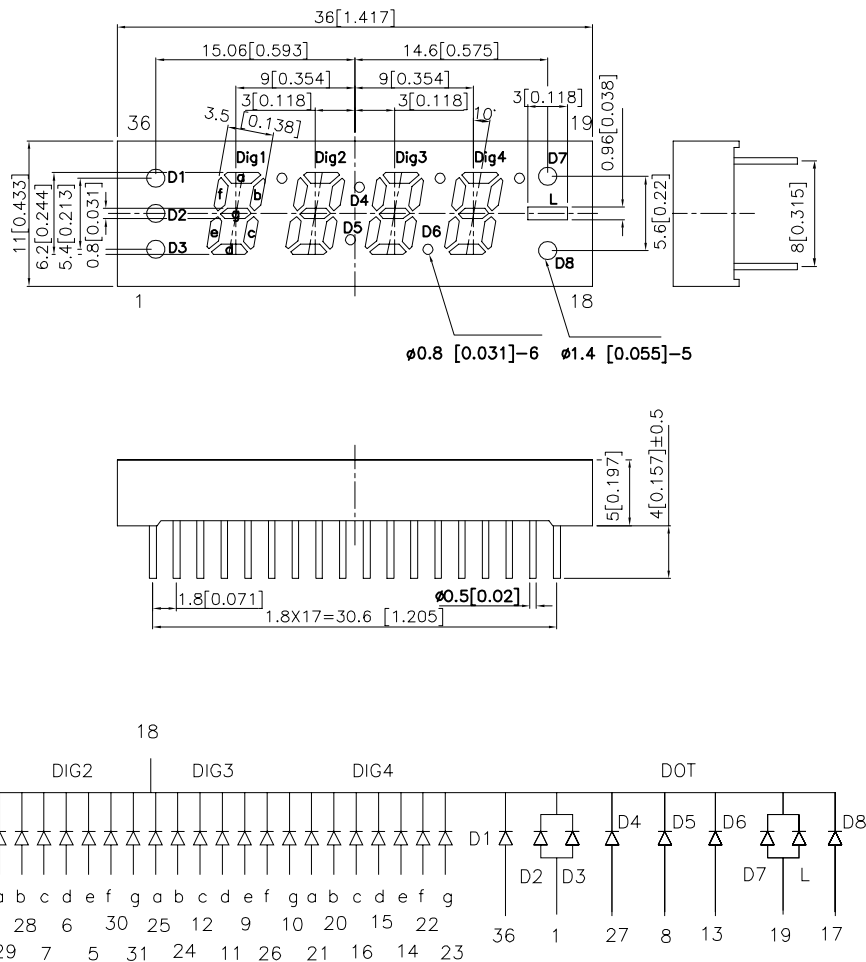
### Features

- 0.25 INCH DIGIT HEIGHT
- LOW CURRENT OPERATION.
- EXCELLENT CHARACTER APPEARANCE.
- EASY MOUNTING ON P.C. BOARDS OR SOCKETS.
- I.C. COMPATIBLE.
- CATEGORIZED FOR LUMINOUS INTENSITY.
- MECHANICALLY RUGGED.
- STANDARD : GRAY FACE, WHITE SEGMENT.
- RoHS COMPLIANT.

### Description

The Green source color devices are made with Gallium Phosphide Green Light Emitting Diode.

### Package Dimensions & Internal Circuit Diagram



**Notes:**

1. All dimensions are in millimeters (inches), Tolerance is  $\pm 0.25(0.01)$  unless otherwise noted.
2. Specifications are subject to change without notice.



## Selection Guide

Part No.	Dice	Lens Type	Iv (ucd) [1] @ 10mA		Description
			Min.	Typ.	
CC25-11GWA	GREEN (GaP)	WHITE DIFFUSED	1900	10500	Common Cathode

Note:

1. Luminous intensity/ luminous Flux: +/-15%.

## Electrical / Optical Characteristics at TA=25°C

Symbol	Parameter		Device	Typ.	Max.	Units	Test Conditions
$\lambda_{peak}$	Peak Wavelength		Green	565		nm	IF=20mA
$\lambda_D$ [1]	Dominant Wavelength		Green	568		nm	IF=20mA
$\Delta\lambda_{1/2}$	Spectral Line Half-width		Green	30		nm	IF=20mA
C	Capacitance		Green	15		pF	VF=0V;f=1MHz
VF [2]	Forward Voltage	Dig1'8',Dig2'8',Dig3'8',Dig4'8' D1,D4,D5,D6,D8	Green	2.2	2.5	V	IF=20mA
		D2,D3,D7,L					
IR	Reverse Current	Dig1'8',Dig2'8',Dig3'8',Dig4'8' D1,D4,D5,D6,D8	Green		10	uA	VR = 5V
		D2,D3,D7,L			20		

Notes:

1. Wavelength: +/-1nm.

2. Forward Voltage: +/-0.1V.

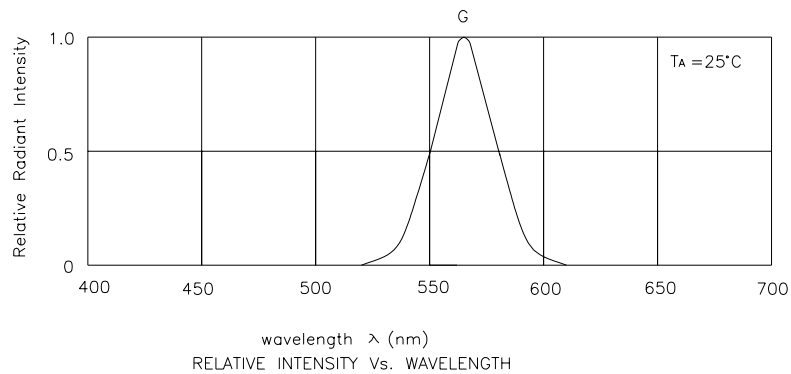
## Absolute Maximum Ratings at TA=25°C

Parameter		Green	Units
Power dissipation	Dig1'8',Dig2'8',Dig3'8',Dig4'8' D1,D4,D5,D6,D8	62.5	mW
	D2,D3,D7,L	125	
DCForward Current	Dig1'8',Dig2'8',Dig3'8',Dig4'8' D1,D4,D5,D6,D8	25	mA
	D2,D3,D7,L	50	
Reverse Voltage	Dig1'8',Dig2'8',Dig3'8',Dig4'8' D1,D4,D5,D6,D8	5	V
	D2,D3,D7,L		
PeakForward Current [1]	Dig1'8',Dig2'8',Dig3'8',Dig4'8' D1,D4,D5,D6,D8	140	mA
	D2,D3,D7,L	280	
Operating/Storage Temperature		-40°C To +85°C	
Lead Solder Temperature [2]		260°C For 3~5 Seconds	

Notes:

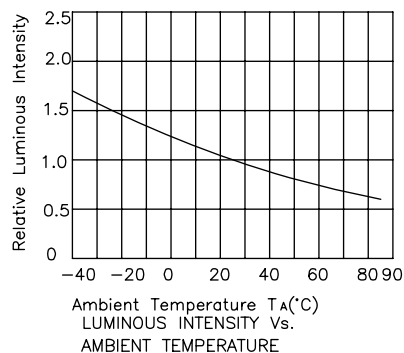
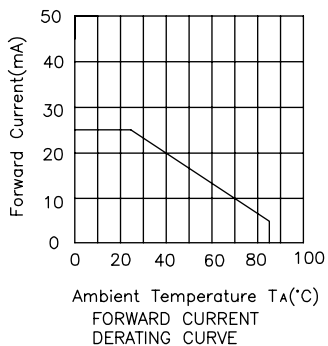
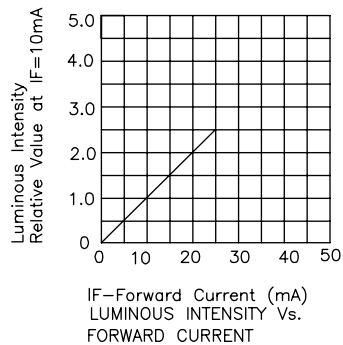
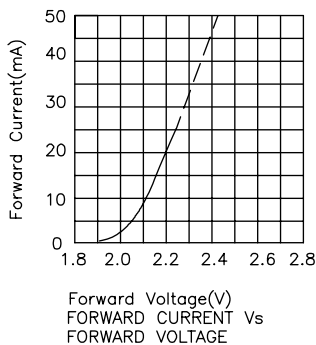
1. 1/10 Duty Cycle, 0.1ms Pulse Width.

2. 2mm below package base.



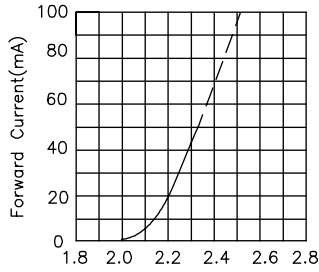
Green

CC25-11GWA

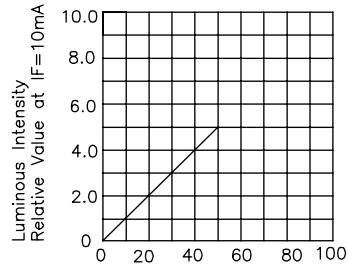


# Kingbright

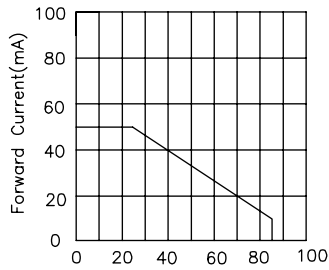
## Green



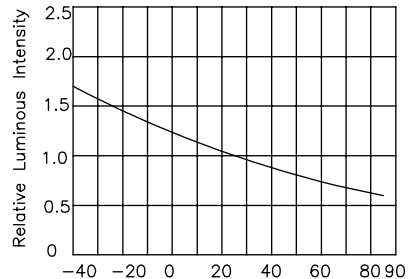
Forward Voltage(V)  
FORWARD CURRENT Vs  
FORWARD VOLTAGE



IF-Forward Current (mA)  
LUMINOUS INTENSITY Vs.  
FORWARD CURRENT



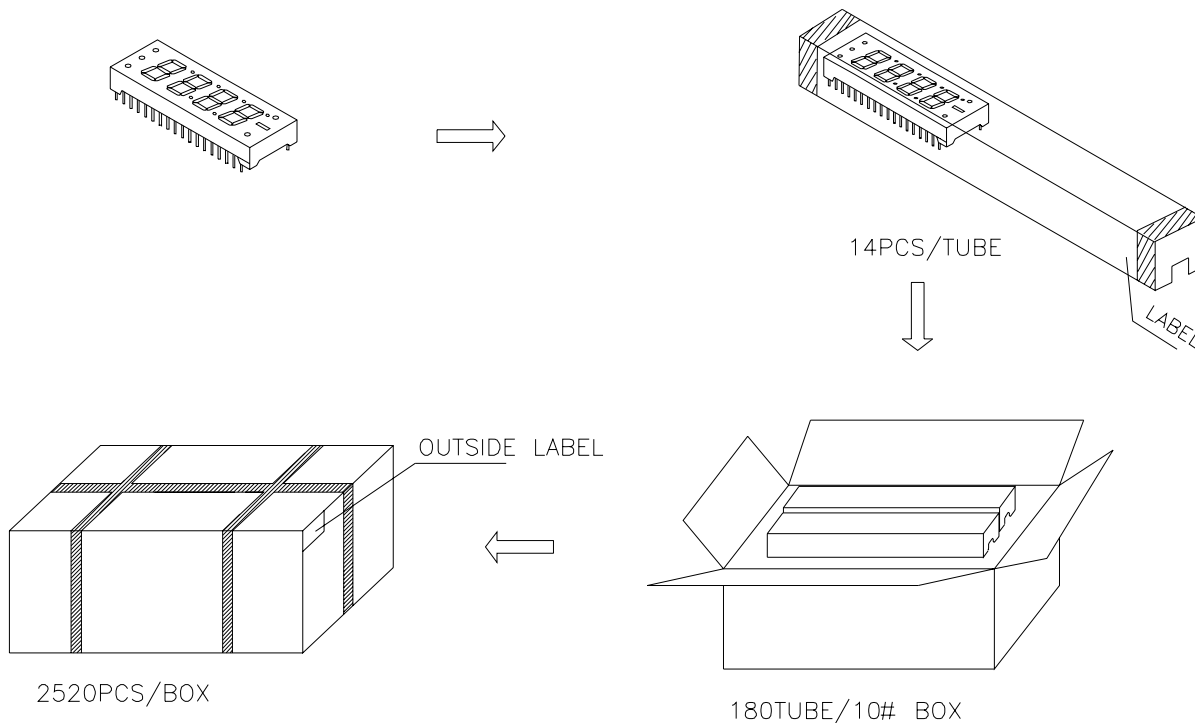
Ambient Temperature  $T_A$ (°C)  
FORWARD CURRENT  
DERATING CURVE



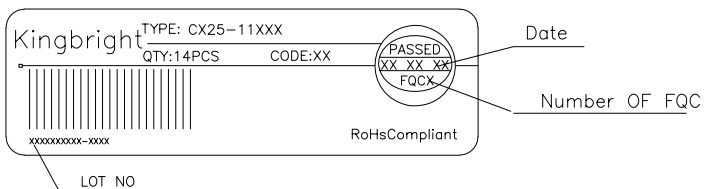
Ambient Temperature  $T_A$ (°C)  
LUMINOUS INTENSITY Vs.  
AMBIENT TEMPERATURE

## PACKING & LABEL SPECIFICATIONS

## CC25-11GWA



Inside LABEL Paste On The IC-tube



Outside LABEL Paste On The Box

