

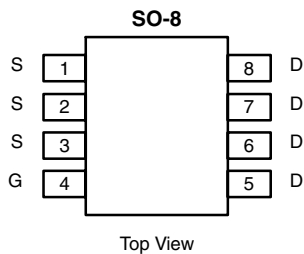


N-Channel 20-V (D-S) MOSFET

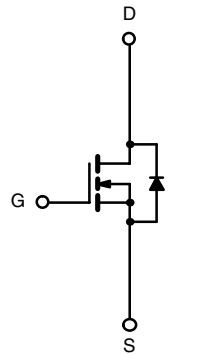
PRODUCT SUMMARY		
V_{DS} (V)	$r_{DS(on)}$ (Ω)	I_D (A)
20	0.005 @ $V_{GS} = 4.5$ V	21
	0.0075 @ $V_{GS} = 2.5$ V	17

FEATURES

- TrenchFET® Power MOSFET
- 100% R_g Tested



Ordering Information: Si4876DY
Si4876DY-T1 (with Tape and Reel)



ABSOLUTE MAXIMUM RATINGS ($T_A = 25^\circ\text{C}$ UNLESS OTHERWISE NOTED)					
Parameter	Symbol	10 secs	Steady State	Unit	
Drain-Source Voltage	V_{DS}	20		V	
Gate-Source Voltage	V_{GS}	± 12			
Continuous Drain Current ($T_J = 150^\circ\text{C}$) ^{LEERER MERKER}	I_D	$T_A = 25^\circ\text{C}$	21	14	A
		$T_A = 85^\circ\text{C}$	15	10	
Pulsed Drain Current	I_{DM}	50			
Avalanche Current	I_{AS}	42			
Single Avalanche Energy	E_{AS}	88		mJ	
Continuous Source Current (Diode Conduction) ^{LEERER MERKER}		I_S	3	1.3	mS
Maximum Power Dissipation ^{LEERER MERKER}	P_D	$T_A = 25^\circ\text{C}$	3.6	1.6	W
		$T_A = 85^\circ\text{C}$	1.9	0.8	
Operating Junction and Storage Temperature Range		T_J, T_{stg}	-55 to 150		$^\circ\text{C}$

THERMAL RESISTANCE RATINGS					
Parameter	Symbol	Typical	Maximum	Unit	
Maximum Junction-to-Ambient ^{LEERER MERKER}	R_{thJA}	$t \leq 10$ sec	29	35	$^\circ\text{C/W}$
		Steady State	67	80	
Maximum Junction-to-Foot (Drain)	R_{thJF}	13	16		

Notes
a. Surface Mounted on 1" x 1" FR4 Board.

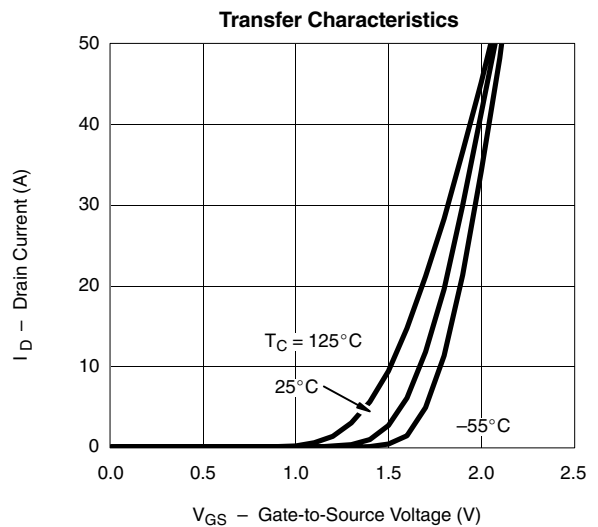
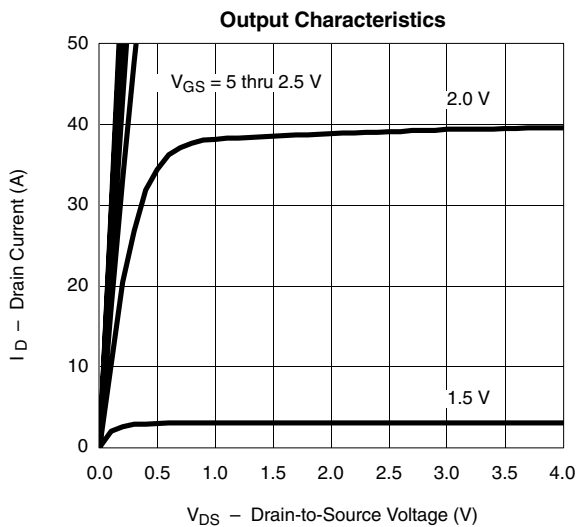


SPECIFICATIONS (T _J = 25 °C UNLESS OTHERWISE NOTED)						
Parameter	Symbol	Test Condition	Min	Typ	Max	Unit
Static						
Gate Threshold Voltage	V _{GS(th)}	V _{DS} = V _{GS} , I _D = 250 μA	0.6			V
Gate-Body Leakage	I _{GSS}	V _{DS} = 0 V, V _{GS} = ± 12 V			± 100	nA
Zero Gate Voltage Drain Current	I _{DSS}	V _{DS} = 16 V, V _{GS} = 0 V			1	μA
		V _{DS} = 16 V, V _{GS} = 0 V, T _J = 85 °C			20	
On-State Drain Current ^{LEERER MERKER}	I _{D(on)}	V _{DS} ≥ 5 V, V _{GS} = 4.5 V	50			A
Drain-Source On-State Resistance ^{LEERER MERKER}	r _{DS(on)}	V _{GS} = 4.5 V, I _D = 21 A		0.0037	0.005	Ω
		V _{GS} = 2.5 V, I _D = 17 A		0.0058	0.0075	
Forward Transconductance ^{LEERER MERKER}	g _{fs}	V _{DS} = 10 V, I _D = 21 A		17		S
Diode Forward Voltage ^{LEERER MERKER}	V _{SD}	I _S = 3 A, V _{GS} = 0 V		0.8	1.2	V
Dynamic^{LEERER MERKER}						
Total Gate Charge	Q _g	V _{DS} = 10 V, V _{GS} = 4.5 V, I _D = 21 A		55	80	nC
Gate-Source Charge	Q _{gs}			13		
Gate-Drain Charge	Q _{gd}			11		
Gate Resistance	R _g		2.0	2.7	4.6	Ω
Turn-On Delay Time	t _{d(on)}	V _{DD} = 10 V, R _L = 10 Ω I _D ≅ 1 A, V _{GEN} = 10 V, R _G = 6 Ω		40	60	ns
Rise Time	t _r			30	45	
Turn-Off Delay Time	t _{d(off)}			175	260	
Fall Time	t _f			70	105	
Source-Drain Reverse Recovery Time	t _{rr}	I _F = 3 A, di/dt = 100 A/μs		56	85	

Notes

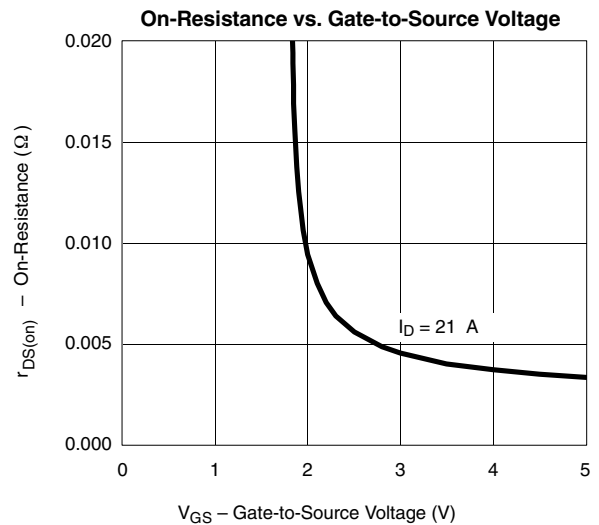
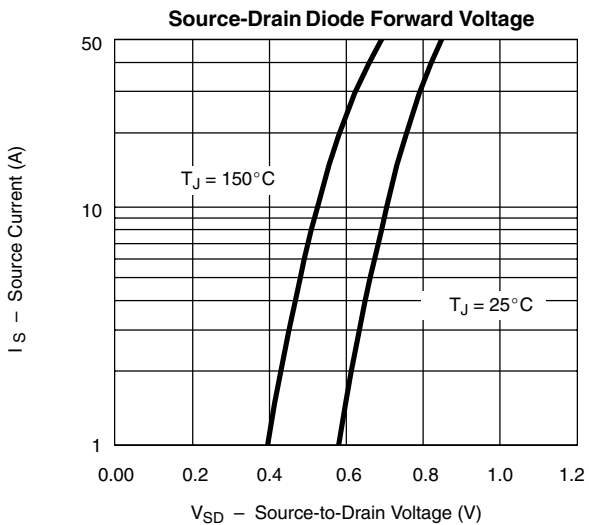
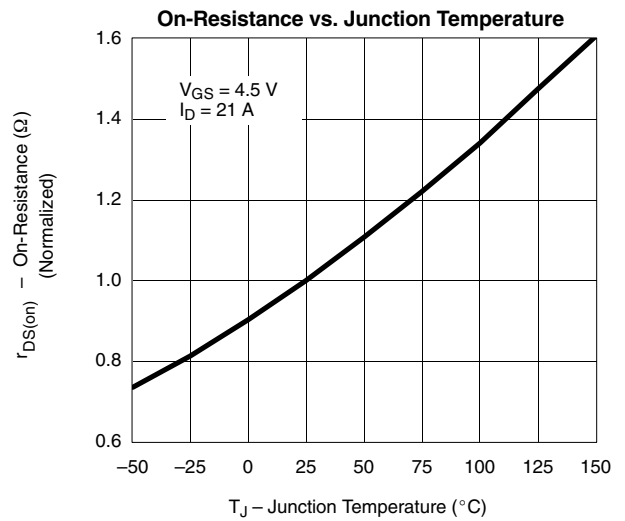
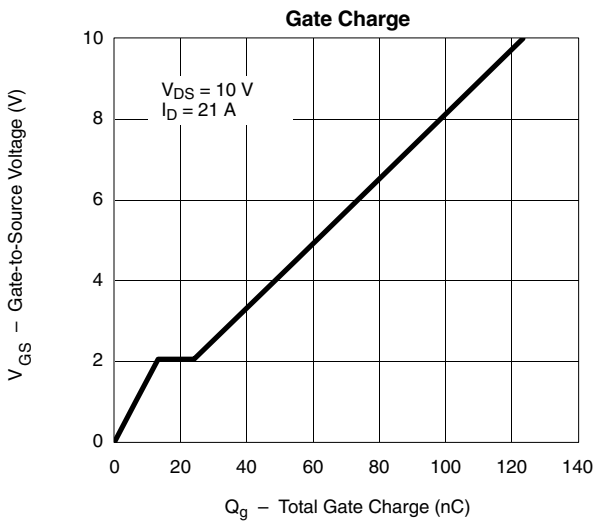
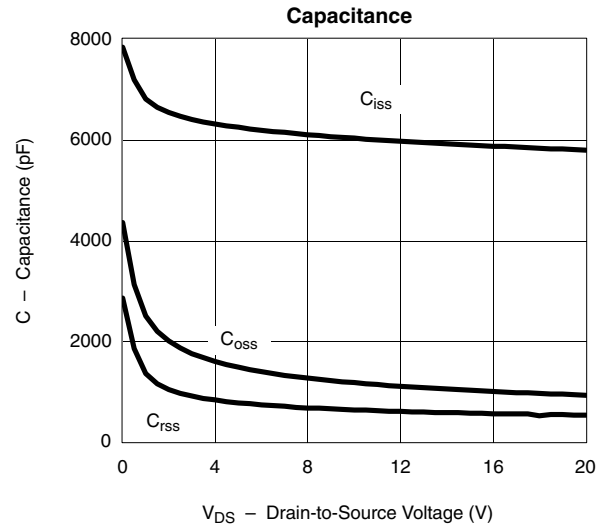
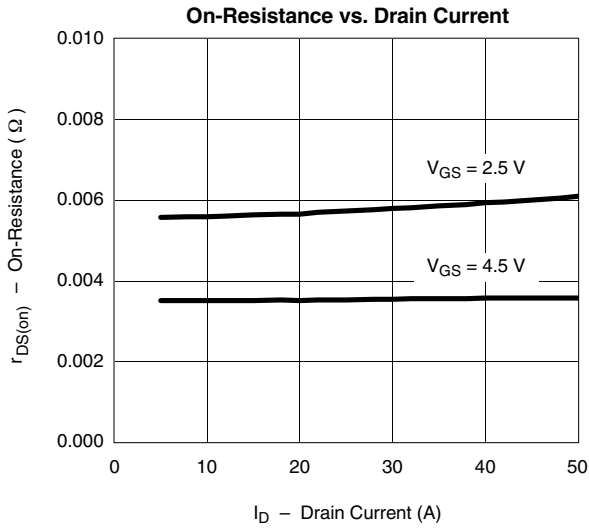
- a. Pulse test; pulse width ≤ 300 μs, duty cycle ≤ 2%.
- b. Guaranteed by design, not subject to production testing.

TYPICAL CHARACTERISTICS (25 °C UNLESS NOTED)

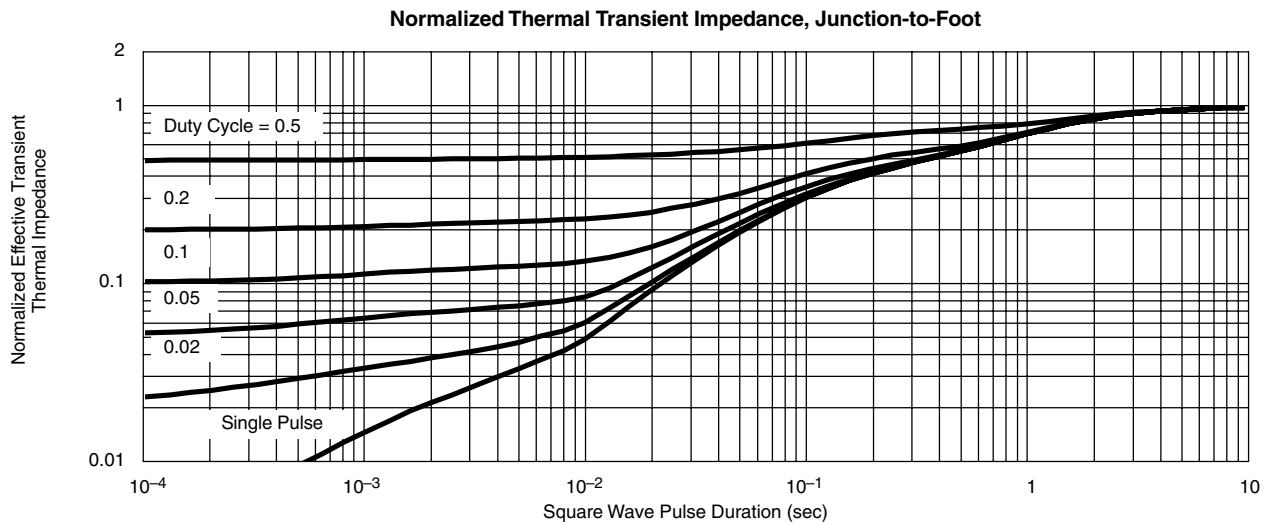
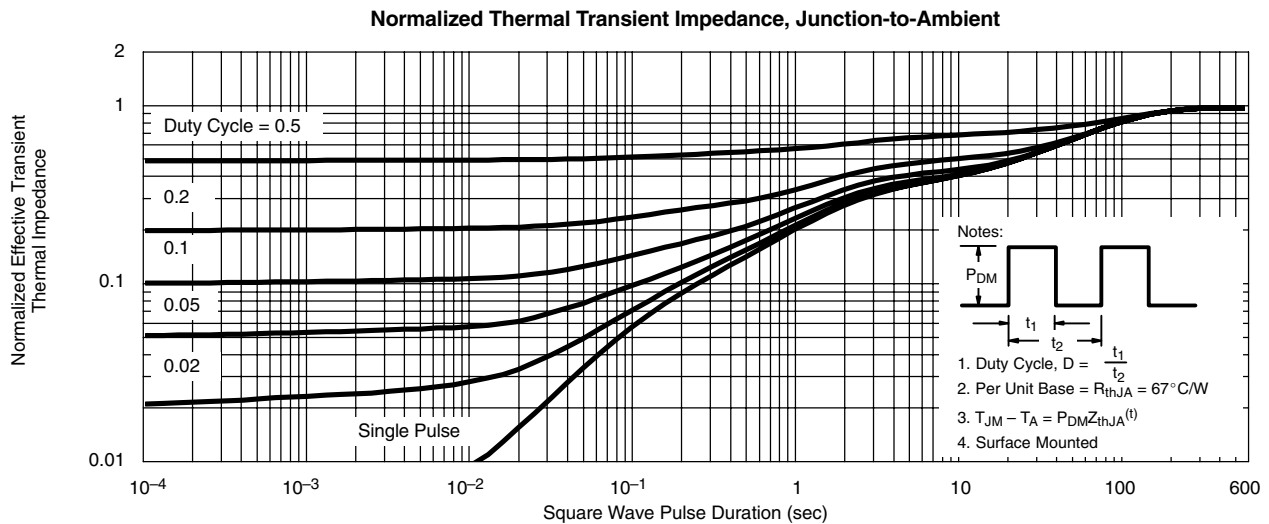
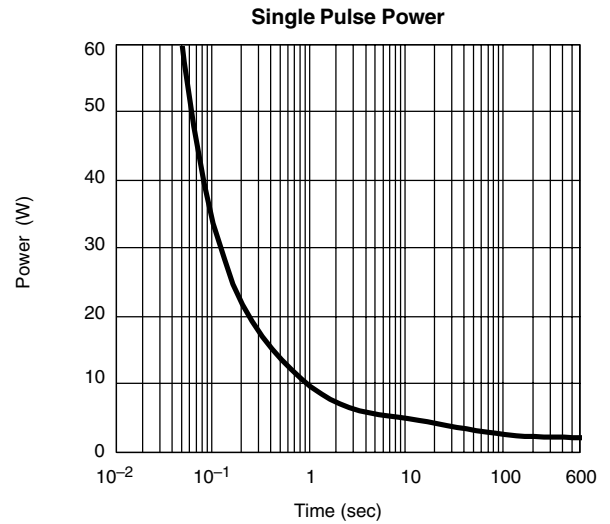
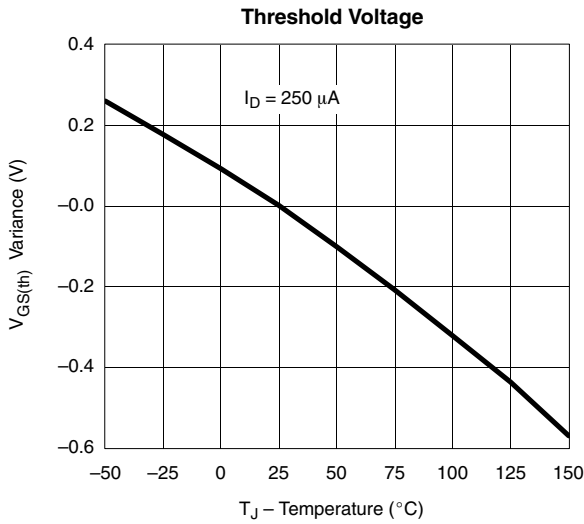




TYPICAL CHARACTERISTICS (25°C UNLESS NOTED)



TYPICAL CHARACTERISTICS (25 °C UNLESS NOTED)





Notice

Specifications of the products displayed herein are subject to change without notice. Vishay Intertechnology, Inc., or anyone on its behalf, assumes no responsibility or liability for any errors or inaccuracies.

Information contained herein is intended to provide a product description only. No license, express or implied, by estoppel or otherwise, to any intellectual property rights is granted by this document. Except as provided in Vishay's terms and conditions of sale for such products, Vishay assumes no liability whatsoever, and disclaims any express or implied warranty, relating to sale and/or use of Vishay products including liability or warranties relating to fitness for a particular purpose, merchantability, or infringement of any patent, copyright, or other intellectual property right.

The products shown herein are not designed for use in medical, life-saving, or life-sustaining applications. Customers using or selling these products for use in such applications do so at their own risk and agree to fully indemnify Vishay for any damages resulting from such improper use or sale.