



Series AO, ASO

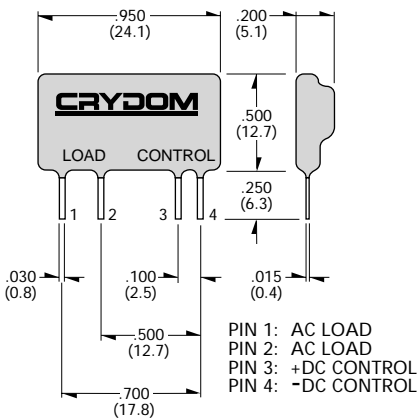
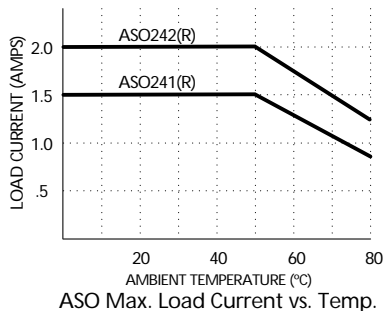
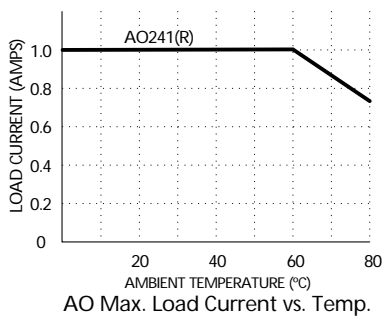
1.0-2.0 Amp • 120/240 Vac • AC Output MINI-SIP

- Compact for High Density PCB Mount
- DC Control, AC Output
- Triac (AO) or SCR (ASO) Output
- Crydom's Patented Design
- UL, CSA Approved

AO models offer Triac output, ASO models are SCR output. The AO241(R) are rated up to 1.0A, the ASO241(R) up to 1.5A SPST-NO, and the ASO242(R) up to 2.0A. ASO models are designed for switching highly inductive, low current loads such as solenoids. Available in either zero voltage or random switching (R) versions.

Manufactured in Crydom's ISO 9001 Certified facility for optimum product performance and reliability.

CURRENT DERATING CURVES



APPROVALS

UL E116950
CSA LR81689



FastFax Document No.103
SERIES AO, ASO.
Rev. 031602
PAGE 1 OF 1

MODEL NO. AO241 AO241R ASO241 ASO241R ASO242 ASO242R

INPUT SPECIFICATIONS ①

Control Voltage Range	4-10 Vdc	4-10 Vdc	4-10 Vdc
Nominal Input Impedance	300 Ohm	300 Ohm	300 Ohm
Typical Input Current @ 5 Vdc	15 mAdc	15 mAdc	15 mAdc
Must Turn On Voltage	4.0 Vdc	4.0 Vdc	4.0 Vdc
Must Turn Off Voltage	1.0 Vdc	1.0 Vdc	1.0 Vdc

OUTPUT SPECIFICATIONS ①

Operating Voltage Range (47-63 Hz)	24-280 Vrms	12-280 Vrms	12-280 Vrms
Load Current Range	.025-1.0 Arms	.025-1.5 Arms	.06-2.0 Arms
Transient Over-Voltage	600 Vpk	600 Vpk	600 Vpk
Max. Surge Current, (16.6ms)	40 Apk	40 Apk	120 Apk
Min. Off-State dv/dt @ Max. Rated Voltage ③	500 V/μsec	500 V/μsec	500 V/μsec
Max. Off-State Leakage @ Rated Voltage	0.1 mArms	0.1 mArms	0.1 mArms
Max. On-State Voltage Drop @ Rated Current	1.5 Vpk	1.5 Vpk	1.5 Vpk
Max. Turn-On Time	1/2 cycle	0.1 msec	1/2 cycle
Max. Turn-Off Time	1/2 cycle	1/2 cycle	1/2 cycle
Power Factor (Min.) With Max. Load	0.5	0.5	0.5

GENERAL SPECIFICATIONS

Dielectric Strength ②	2500 Vrms
Insulation Resistance (Min.) @ 500 Vdc ②	10 ⁹ Ohm
Max. Capacitance	8.0 pF
Ambient Operating Temperature Range	-30 to 80°C
Ambient Storage Temperature Range	-30 to 125°C

MECHANICAL SPECIFICATIONS

Weight: (typical)	0.15 oz. (4.3 g)
Encapsulation:	Thermally Conductive Epoxy

GENERAL NOTES

©2002 CRYDOM CORP, Specifications subject to change without notice.

- ① All parameters at 25°C unless otherwise specified.
- ② Dielectric and insulation resistance are measured between input and output.
- ③ Off-State dv/dt test method per EIA/NARM standard RS-443.

For recommended applications and more information contact:

USA: Sales Support (877) 502-5500 Tech Support (877) 702-7700 FAX (619) 710-8540
Crydom Corp, 2320 Paseo de las Americas, Ste. 201, San Diego, CA 92154

Email: sales@crydom.com WEB SITE: http://www.crydom.com

UK: +44 (0)1202 365070 • FAX +44 (0)1202 365090 Crydom International Ltd., 7 Cobham Road, Ferndown Industrial Estate, Ferndown, Dorset BH21 7PE, Email: intsales@crydom.com.

GERMANY: +49 (0)180 3000 506

