



# SAW Components

Data Sheet B7837





**SAW Components**

**B7837**

**Low-Loss Filter for Mobile Communication**

**942,5 MHz**

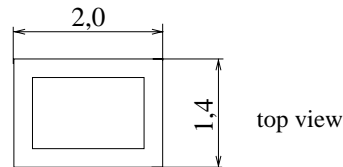
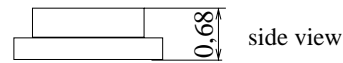
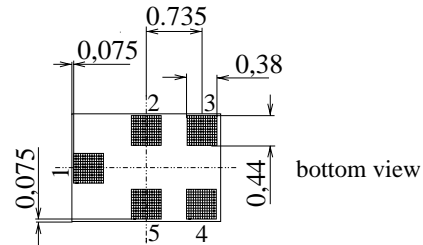
**Data Sheet**



**Chip Size SAW package QCS5E**

**Features**

- Low-loss RF filter for mobile telephone EGSM system, receive path
- Very low insertion attenuation
- Low amplitude ripple
- Usable passband 35 MHz
- Unbalanced to balanced operation
- Impedance transformation from 50 Ω to 150 Ω
- Suitable for GPRS class 1 to 12
- Package for **Surface Mounted Technology (SMT)**
- Pb-free



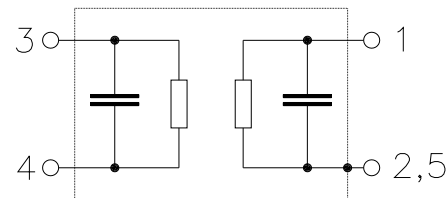
Dimensions in mm, approx. weight 0,007g

**Terminals**

- Ni, gold-plated

**Pin configuration**

- 1 Input, unbalanced
- 3, 4 Output, balanced
- 2, 5 Case ground



Type	Ordering code	Marking and Package according to	Packing according to
B7837	B39941-B7837-K410	C61157-A7-A131	F61074-V8151-Z000

Electrostatic Sensitive Device (ESD)

**Maximum ratings**

Operable temperature range	$T$	- 30 / + 85	°C	machine model, 10 pulses
Storage temperature range	$T_{stg}$	- 40 / + 85	°C	
DC voltage	$V_{DC}$	5	V	
ESD voltage	$V_{ESD}$	100*	V	
Input Power at GSM850, GSM900 GSM1800, GSM1900 Tx bands	$P_{IN}$	15	dBm	

\* - acc. to JESD22-A115A (Machine Model), 10 negative & 10 positive pulses



SAW Components

B7837

Low-Loss Filter for Mobile Communication

942,5 MHz

Data Sheet



**Characteristics**

Operating temperature range:  $T = 25\text{ }^{\circ}\text{C}$   
 Terminating source impedance:  $Z_S = 50\ \Omega$   
 Terminating load impedance:  $Z_L = 150\ \Omega \parallel 82\ \text{nH}$  (balanced)

		min.	typ.	max.	
<b>Center frequency</b>	$f_C$	—	942,5	—	MHz
<b>Maximum insertion attenuation</b>	$\alpha_{\text{max}}$				
925,0 ... 960,0 MHz		—	1,4	1,7	dB
<b>Amplitude ripple (p-p)</b>	$\Delta\alpha$				
925,0 ... 960,0 MHz		—	0,7	1,0	dB
<b>Input VSWR</b>					
925,0 ... 960,0 MHz		—	1,8	2,0	
<b>Output VSWR</b>					
925,0 ... 960,0 MHz		—	1,8	2,0	
<b>Attenuation</b>					
0,0 ... 480,0 MHz		45	53	—	dB
480,0 ... 905,0 MHz		30	34	—	dB
905,0 ... 915,0 MHz		25	27	—	dB
980,0 ... 1000,0 MHz		25	29	—	dB
1000,0 ... 1850,0 MHz		28	38	—	dB
1850,0 ... 6000,0 MHz		40	44	—	dB
<b>Amplitude balance (<math>S_{31}/S_{21}</math>)</b>					
925,0 ... 960,0 MHz		-1,0	-0,5 / +0,7	1,0	dB
<b>phase balance (<math>\phi(S_{31}) - \phi(S_{21}) + 180^{\circ}</math>)</b>					
925,0 ... 960,0 MHz		-5	-3 / +2	5	degree
<b>Diff. to common mode suppression</b>	$S_{\text{sc}12}$				
925,0 ... 960,0 MHz		22	29	—	dB
824,0 ... 995,0 MHz		22	29	—	dB
1648,0 ... 1990,0 MHz		22	45	—	dB
3296,0 ... 3980,0 MHz		20	48	—	dB



**SAW Components**

**B7837**

**Low-Loss Filter for Mobile Communication**

**942,5 MHz**

**Data Sheet**



**Characteristics**

Operating temperature range:  $T = -10$  to  $+80$  °C  
 Terminating source impedance:  $Z_S = 50 \Omega$   
 Terminating load impedance:  $Z_L = 150 \Omega \parallel 82$  nH (balanced)

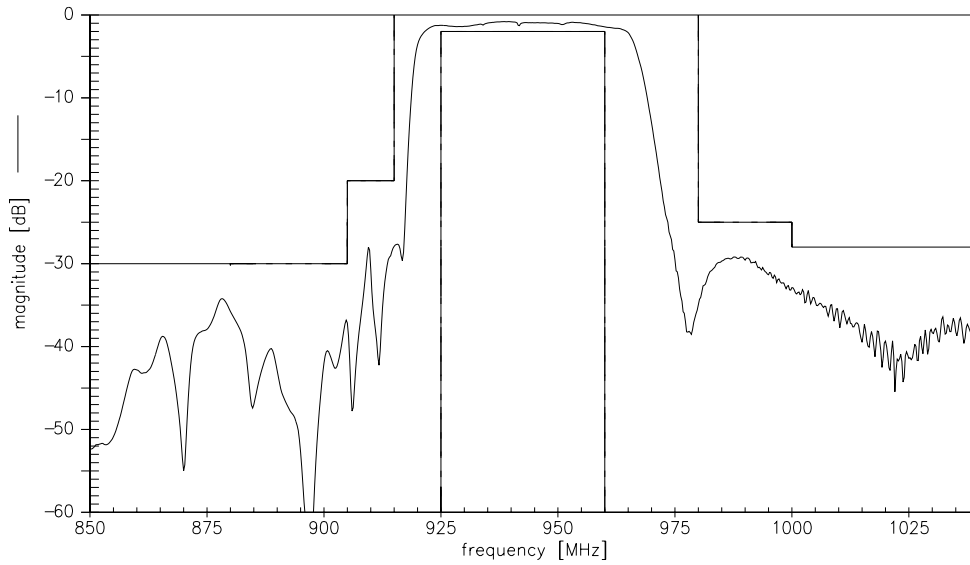
		min.	typ.	max.	
<b>Center frequency</b>	$f_C$	—	942,5	—	MHz
<b>Maximum insertion attenuation</b>	$\alpha_{max}$				
925,0 ... 960,0 MHz		—	1,5	2,0 <sup>1)</sup>	dB
<b>Amplitude ripple (p-p)</b>	$\Delta\alpha$				
925,0 ... 960,0 MHz		—	0,8	1,2	dB
<b>Input VSWR</b>					
925,0 ... 960,0 MHz		—	1,8	2,0	
<b>Output VSWR</b>					
925,0 ... 960,0 MHz		—	1,8	2,0	
<b>Attenuation</b>					
0,0 ... 480,0 MHz		45	53	—	dB
480,0 ... 905,0 MHz		30	34	—	dB
905,0 ... 915,0 MHz		20 <sup>2)</sup>	27	—	dB
980,0 ... 1000,0 MHz		25	29	—	dB
1000,0 ... 1850,0 MHz		28	38	—	dB
1850,0 ... 6000,0 MHz		40	44	—	dB
<b>Amplitude balance (<math> S_{31}/S_{21} </math>)</b>					
925,0 ... 960,0 MHz		-1,0	-0,5 / +0,7	1,0	dB
<b>phase balance (<math>\phi(S_{31}) - \phi(S_{21}) + 180^\circ</math>)</b>					
925,0 ... 960,0 MHz		-5	-3 / +2	5	degree
<b>Diff. to common mode suppression</b>	$S_{sc12}$				
925,0 ... 960,0 MHz		22	29	—	dB
824,0 ... 995,0 MHz		22	29	—	dB
1648,0 ... 1990,0 MHz		22	45	—	dB
3296,0 ... 3980,0 MHz		20	48	—	dB

1) 2,2 dB for  $T = -30$  °C to  $+85$  °C

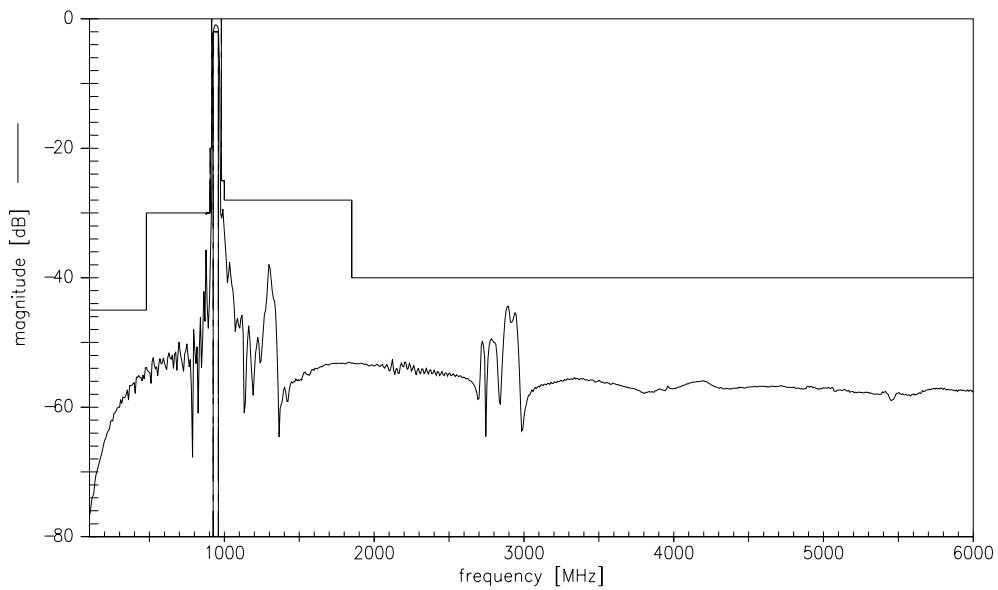
2) 17 dB for  $T = -30$  °C to  $+85$  °C



**Transfer function (passband)**



**Transfer function (wideband)**





**SAW Components**

**B7837**

**Low-Loss Filter for Mobile Communication**

**942,5 MHz**

Data Sheet



**Published by EPCOS AG**

**Surface Acoustic Wave Components Division, SAW MC WT**

**P.O. Box 80 17 09, 81617 Munich, GERMANY**

© EPCOS AG 2004. Reproduction, publication and dissemination of this brochure and the information contained therein without EPCOS' prior express consent is prohibited.

Purchase orders are subject to the General Conditions for the Supply of Products and Services of the Electrical and Electronics Industry recommended by the ZVEI (German Electrical and Electronic Manufacturers' Association), unless otherwise agreed.

This brochure replaces the previous edition.

For questions on technology, prices and delivery please contact the Sales Offices of EPCOS AG or the international Representatives.

Due to technical requirements components may contain dangerous substances. For information on the type in question please also contact one of our Sales Offices.