



Characteristics	Typical	Guaranteed	
		0° to 50°C	-54° to +85°C
Frequency			
Small Signal Gain (min.)			
Gain Flatness (max.)			
Reverse Isolation			
Noise Figure (max.)			
Power Output @ 1 dB comp. (min.)			
IP3			
IP2			
Second Order Harmonic IP			
VSWR Input / Output (max.)			
DC Current @			

### Absolute Maximum Ratings

Storage Temperature  
 Max. Case Temperature  
 Max. DC Voltage  
 Max. Continuous RF Input Power  
 Max. Short Term RF Input Power (1 minute max.)  
 Max. Peak Power (3 μsec max.)  
 “S” Series Burn-in Temperature (Case)

### Thermal Data: $V_{cc} =$

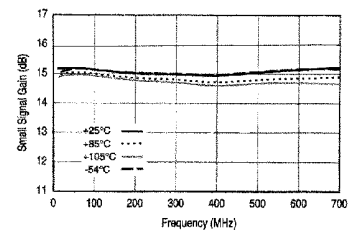
Thermal Resistance  $\theta_{jc}$   
 Transistor Power Dissipation  $P_d$   
 Junction Temperature Rise Above Case  $T_{jc}$

### Outline Drawings

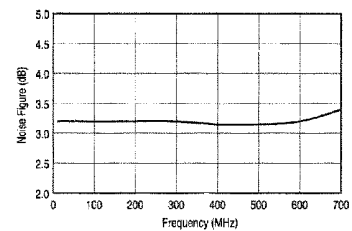
Package Figure Model	TO-8	Surface Mount	SMA Connectorized

### Typical Performance @ 25°C

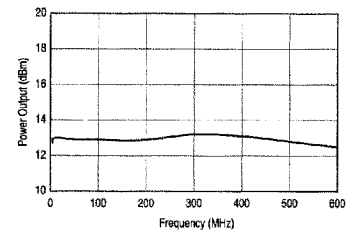
#### Small Signal Gain



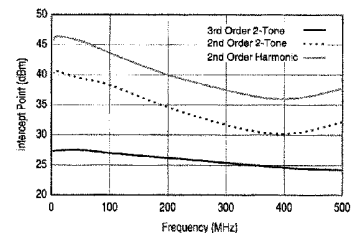
#### Noise Figure



#### Power Output (1dB Gain Compression)



#### Intercept Point



#### VSWR

