

Features

- Single-Turn / Cermet / Industrial / Sealed
- Miniature package
- Rotor designed for automatic machine adjust interface
- Withstands harsh environments and immersion cleaning processes
- Tape and reel packaging available

- RoHS compliant* version available
- For trimmer applications/processing guidelines, [click here](#)

3362 - 1/4" Square Trimpot® Trimming Potentiometer

Electrical Characteristics

Standard Resistance Range 10 ohms to 2 megohms
	(see standard resistance table)
Resistance Tolerance ±10 % std.
Absolute Minimum Resistance 1 % or 2 ohms
	(whichever is greater)
Contact Resistance Variation 1 % or 3 ohms max.
	(whichever is greater)
Adjustability	
Voltage Divider ±0.05 %
Rheostat ±0.15 %
Resolution Infinite
Insulation Resistance 500 vdc.
	1,000 megohms min.
Dielectric Strength	
Sea Level 900 vac
80,000 Feet 350 vac
Adjustment Angle 240 ° nom.

Environmental Characteristics

Power Rating (300 volts max.)	
70 °C 0.50 watt
125 °C 0 watt
Temperature Range	... -55 °C to +125 °C
Temperature Coefficient	... ±100 ppm/°C
Seal Test 85 °C Fluorinert†
Humidity MIL-STD-202 Method 103
	96 hours
	(2 % ΔTR; 10 Megohms IR)
Vibration 30 G (1 % ΔTR; 1 % ΔVR)
Shock 100 G (1 % ΔTR; 1 % ΔVR)
Load Life 1,000 hours 0.5 watt @ 70 °C
	(3 % ΔTR; 3 % or 3 ohms,
	whichever is greater, CRV)
Rotational Life 200 cycles
	(4 % ΔTR; 3 % or 3 ohms,
	whichever is greater, CRV)

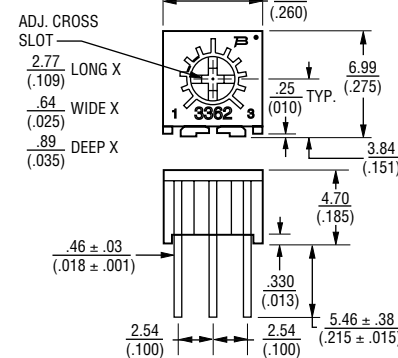
Physical Characteristics

Mechanical Angle 270 ° nom.
Torque 3.0 oz-in. max.
Stop Strength 7.0 oz-in. min.
Terminals Solderable pins
Weight 0.02 oz.
Marking Resistance code,
	terminal numbers, manufacturer's
	model number, style
	and date code
Wiper 50 % (Actual TR) ±10 %
Flammability U.L. 94V-0
Standard Packaging 50 pcs. per tube
Adjustment Tool H-90

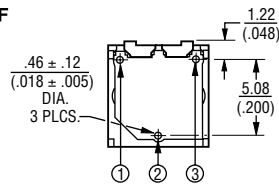
Product Dimensions

Common Dimensions

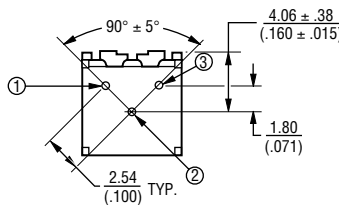
Top Adjust



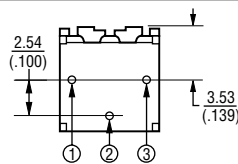
3362F



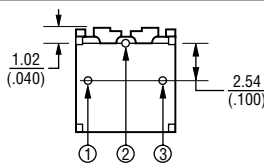
3362H



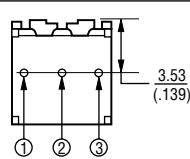
3362P



3362R

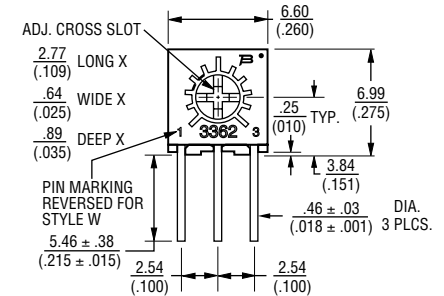


3362U

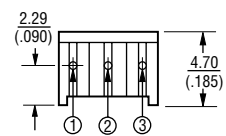


Common Dimensions

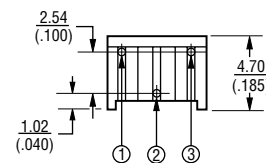
Side Adjust



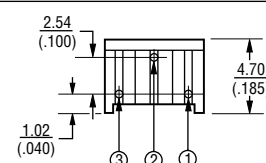
3362M



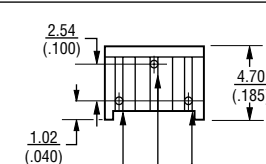
3362S



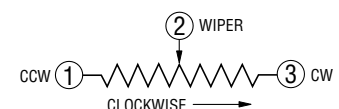
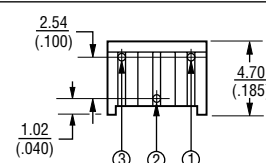
3362W



3362X



3362Z



DIMENSIONS: $\frac{\text{MM}}{\text{(INCHES)}}$

TOLERANCES: ± $\frac{0.25}{(.010)}$ EXCEPT WHERE NOTED

*RoHS Directive 2002/95/EC Jan. 27, 2003 including annex and RoHS Recast 2011/65/EU June 8, 2011.

†"Fluorinert" is a registered trademark of 3M Co. Specifications are subject to change without notice.

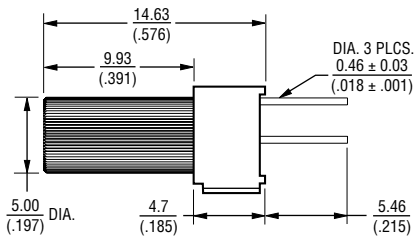
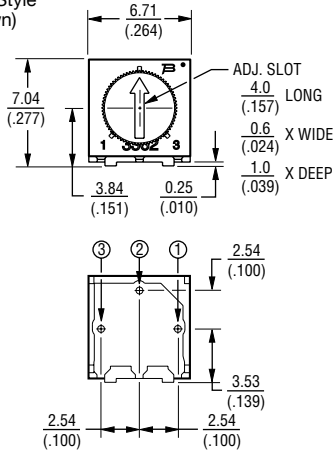
The device characteristics and parameters in this data sheet can and do vary in different applications and actual device performance may vary over time. Users should verify actual device performance in their specific applications.

3362 - 1/4 " Square Trimpot® Trimming Potentiometer **BOURNS®**

Product Dimensions

Top adjust models 3362F, H, P, R and U are available with a knob for finger adjustment. Add suffix letter "T" to order code.

("P" Style shown)

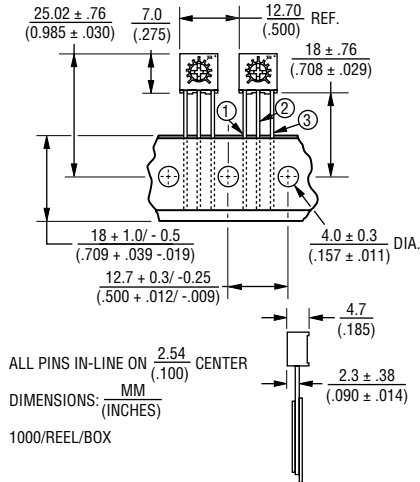


DIMENSIONS: $\frac{\text{MM}}{\text{(INCHES)}}$

TOLERANCES: $\pm \frac{0.25}{(.010)}$ EXCEPT WHERE NOTED

Packaging Specifications

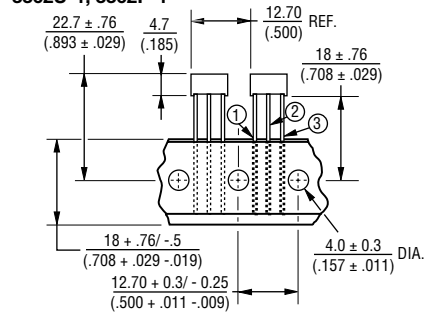
SIDE ADJUST 3362M-1



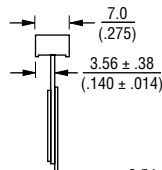
ALL PINS IN-LINE ON $\frac{2.54}{(.100)}$ CENTER
DIMENSIONS: $\frac{\text{MM}}{\text{(INCHES)}}$

1000/REEL/BOX

TOP ADJUST 3362U-1, 3362P-1



SIDE VIEW 3362U-1



ALL PINS IN-LINE ON $\frac{2.54}{(.100)}$ CENTER
DIMENSIONS: $\frac{\text{MM}}{\text{(INCHES)}}$

Meets EIA Specification 468.

SIDE VIEW 3362P-1



750/REEL
1000/BOX

How To Order

3362 P - 1 - 502 T LF

Model _____
Style _____
Standard or Modified _____
Product Indicator _____
-1 = Standard Product
Resistance Code _____
Optional Suffix Letter _____
T = Knob*
Packaging Designator _____
Blank = Tube (Standard)
R = Tape and Reel
(M, U and P Pin Styles Only)
A = Ammo Pack
(M, U and P Pin Styles Only)
Tape and reel material meets Antistatic ANSI/ESD 5541-2003 packaging standards.
Terminations _____
LF = 100 % Tin-plated (RoHS compliant)
Blank = 90 % Tin / 10 % Lead-plated (Standard)

*Knob option is available only in standard Tube packaging for terminal styles F, H, P, R and U.

Consult factory for other available options.

Standard Resistance Table

Resistance (Ohms)	Resistance Code
10	100
20	200
50	500
100	101
200	201
500	501
1,000	102
2,000	202
5,000	502
10,000	103
20,000	203
25,000	253
50,000	503
100,000	104
200,000	204
250,000	254
500,000	504
1,000,000	105
2,000,000	205

Popular distribution resistance values listed in boldface. Special resistances available.

REV. 09/16

"Trimpot" is a registered trademark of Bourns, Inc. Specifications are subject to change without notice. The device characteristics and parameters in this data sheet can and do vary in different applications and actual device performance may vary over time. Users should verify actual device performance in their specific applications.

The device characteristics and parameters in this data sheet can and do vary in different applications and actual device performance may vary over time. Users should verify actual device performance in their specific applications.

Mouser Electronics

Authorized Distributor

Click to View Pricing, Inventory, Delivery & Lifecycle Information:

Bourns:

[3362H-1-501](#) [3362H-1-502](#) [3362M-1-501](#) [3362M-1-504](#) [3362H-1-504](#) [3362M-1-503](#) [3362M-1-500](#) [3362M-1-502](#)
[3362H-1-500](#) [3362H-1-503](#) [3362W-1-253](#) [3362P-1-253](#) [3362S-1-253](#) [3362W-1-251](#) [3362R-1-253](#) [3362R-1-254](#)
[3362P-1-254](#) [3362U-1-254](#) [3362U-1-253](#) [3362S-1-254](#) [3362W-1-254](#) [3362W-1-252](#) [3362P-1-201](#) [3362X-1-503](#)
[3362X-1-502](#) [3362X-1-504](#) [3362X-1-501](#) [3362Z-1-503](#) [3362Z-1-502](#) [3362X-1-500](#) [3362Z-1-501](#) [3362R-1-471](#)
[3362P-1-473](#) [3362R-1-473](#) [3362R-1-472](#) [3362U-1-251R](#) [3362U-1-253R](#) [3362U-1-204](#) [3362U-1-200](#) [3362S-1-200](#)
[3362W-1-200](#) [3362P-1-204](#) [3362R-1-204](#) [3362S-1-201](#) [3362W-1-201](#) [3362S-1-205](#) [3362P-1-202](#) [3362U-1-201](#)
[3362P-1-205](#) [3362R-1-201](#) [3362W-1-205](#) [3362U-1-202](#) [3362S-1-202](#) [3362R-1-202](#) [3362U-1-205](#) [3362W-1-202](#)
[3362R-1-205](#) [3362W-1-204](#) [3362R-1-200](#) [3362S-1-204](#) [3362P-1-200](#) [3362P-1-223](#) [3362R-1-222](#) [3362P-1-222](#)
[3362S-1-203](#) [3362W-1-203](#) [3362R-1-203](#) [3362P-1-203](#) [3362U-1-203](#) [3362U-1-301](#) [3362P-1-301](#) [3362P-1-303](#)
[3362P-1-302](#) [3362P-1-304](#) [3362R-1-304](#) [3362M-1-254LF](#) [3362H-1-500LF](#) [3362S-1-254LF](#) [3362X-1-500LF](#) [3362M-](#)
[1-202RLF](#) [3362P-1-500LF](#) [3362U-1-504LF](#) [3362U-1-202ALF](#) [3362M-1-504LF](#) [3362W-1-254LF](#) [3362U-1-204ALF](#)
[3362S-1-500LF](#) [3362R-1-504LF](#) [3362P-1-254LF](#) [3362M-1-204RLF](#) [3362H-1-254LF](#) [3362X-1-254LF](#) [3362W-1-500LF](#)
[3362U-1-500LF](#) [3362M-1-500LF](#) [3362P-1-504LF](#) [3362X-1-504LF](#) [3362R-1-254LF](#) [3362H-1-504LF](#) [3362S-1-253LF](#)