


INPUT RECTIFIER DIODE

	$V_F < 1V @ 20A$ $I_{FSM} = 475A$ $V_{RRM} 800 - 1200V$
---	---

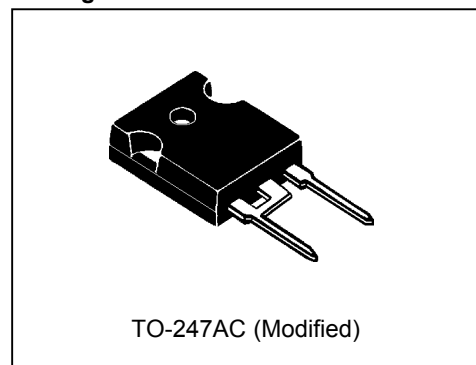
**Description/Features**

The 40EPS.. rectifier **SAFEIR** series has been optimized for very low forward voltage drop, with moderate leakage. The glass passivation technology used has reliable operation up to 150° C junction temperature. Typical applications are in input rectification and these products are designed to be used with International Rectifier Switches and Output Rectifiers which are available in identical package outlines.

**Major Ratings and Characteristics**

Characteristics	40EPS..	Units
$I_{F(AV)}$ Sinusoidal waveform	40	A
$V_{RRM}$ Range (*)	800 - 1200	V
$I_{FSM}$	475	A
$V_F$ @20A, $T_J=25^\circ C$	1.0	V
$T_J$	-40 to 150	°C

**Package Outline**



## Voltage Ratings

Part Number	$V_{RRM}$ , maximum peak reverse voltage V	$V_{RSM}$ , maximum non repetitive peak reverse voltage V	$I_{RRM}$ 150°C mA
40EPS08	800	900	1
40EPS12	1200	1300	

## Absolute Maximum Ratings

Parameters	40EPS..	Units	Conditions
$I_{F(AV)}$ Max. Average Forward Current	40	A	@ $T_C = 105^\circ\text{C}$ , 180° conduction half sine wave
$I_{FSM}$ Max. Peak One Cycle Non-Repetitive Surge Current	400	A	10ms Sine pulse, rated $V_{RRM}$ applied
	475		10ms Sine pulse, no voltage reapplied
$I^2t$ Max. $I^2t$ for fusing	800	$A^2s$	10ms Sine pulse, rated $V_{RRM}$ applied
	1131		10ms Sine pulse, no voltage reapplied
$I^2\sqrt{t}$ Max. $I^2\sqrt{t}$ for fusing	11310	$A^2\sqrt{s}$	t=0.1 to 10ms, no voltage reapplied

## Electrical Specifications

Parameters	40EPS..	Units	Conditions
$V_{FM}$ Max. Forward Voltage Drop	1.1	V	@ 40A, $T_J = 25^\circ\text{C}$
$r_t$ Forward slope resistance	7.16	$m\Omega$	$T_J = 150^\circ\text{C}$
$V_{F(TO)}$ Threshold voltage	0.74	V	
$I_{RM}$ Max. Reverse Leakage Current	0.1	mA	$T_J = 25^\circ\text{C}$
	1.0		$T_J = 150^\circ\text{C}$

$V_R = \text{rated } V_{RRM}$

## Thermal-Mechanical Specifications

Parameters	40EPS..	Units	Conditions
$T_J$ Max. Junction Temperature Range	-40 to 150	$^\circ\text{C}$	
$T_{stg}$ Max. Storage Temperature Range	-40 to 150	$^\circ\text{C}$	
$R_{thJC}$ Max. Thermal Resistance Junction to Case	0.6	$^\circ\text{C/W}$	DC operation
$R_{thJA}$ Max. Thermal Resistance Junction to Ambient	40	$^\circ\text{C/W}$	
$R_{thCS}$ Typical Thermal Resistance, Case to Heatsink	0.2	$^\circ\text{C/W}$	Mounting surface, smooth and greased
wt Approximate Weight	6(0.21)	g(oz.)	
T Mounting Torque	Min.	6(5)	Kg-cm (lbf-in)
	Max.	12(10)	
Case Style	TO-247AC		JEDEC (Modified)

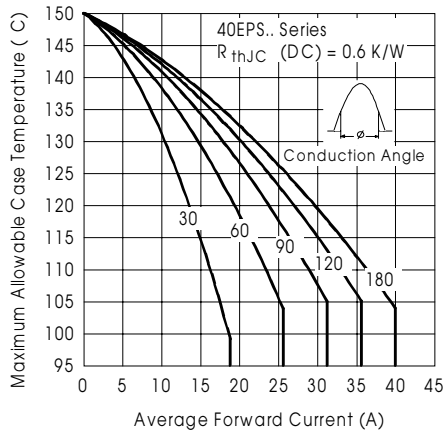


Fig. 1 - Current Rating Characteristics

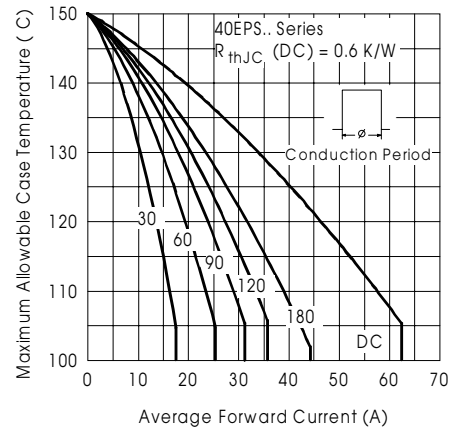


Fig. 2 - Current Rating Characteristics

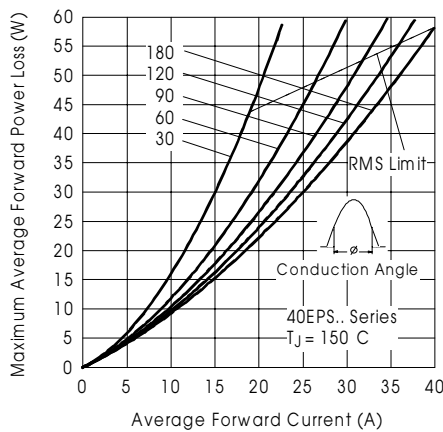


Fig. 3 - Forward Power Loss Characteristics

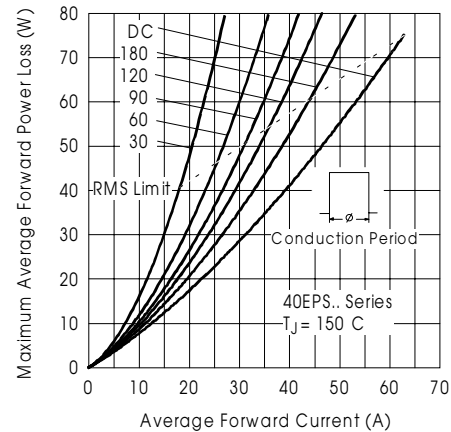


Fig. 4 - Forward Power Loss Characteristics

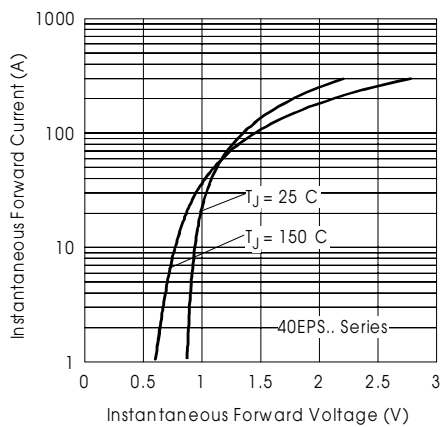


Fig. 5 - Forward Voltage Drop Characteristics

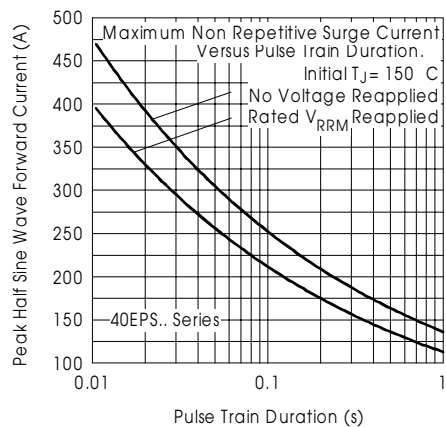


Fig. 6 - Maximum Non-Repetitive Surge Current

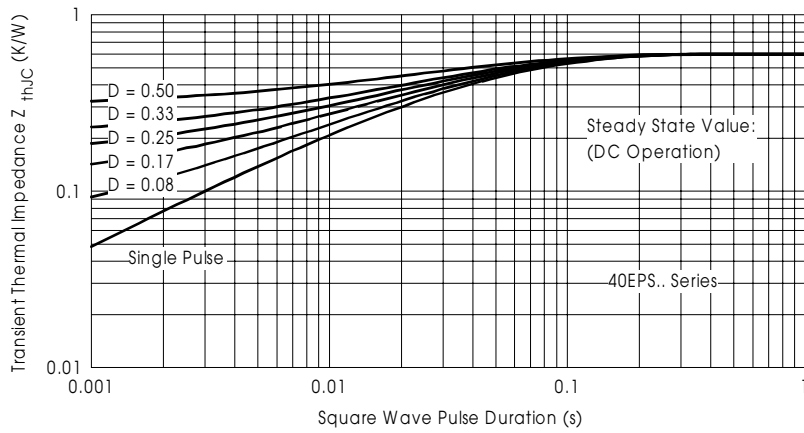
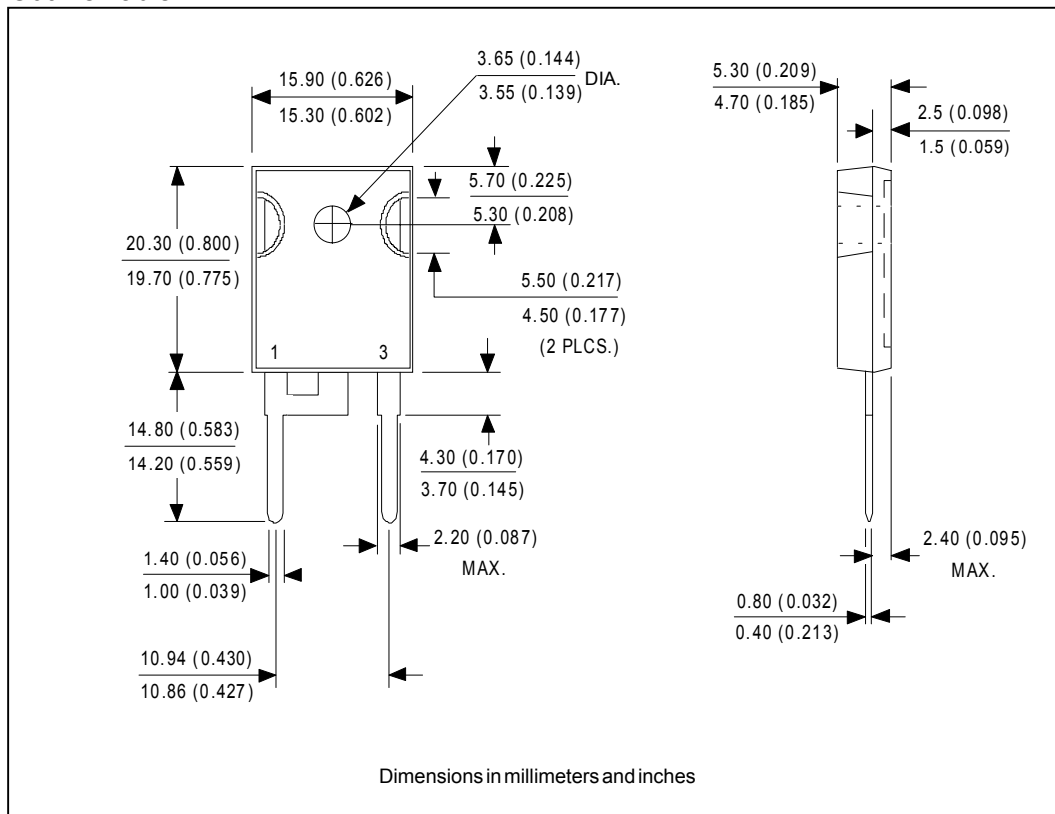


Fig. 7 - Thermal Impedance  $Z_{thJC}$  Characteristics

Outline Table



Marking Information

EXAMPLE: THIS IS A 40EPS12  
WITH ASSEMBLY  
LOT CODE 5657  
ASSEMBLED ON WW 35, 2000  
IN THE ASSEMBLY LINE "H"

INTERNATIONAL RECTIFIER LOGO

ASSEMBLY LOT CODE

PART NUMBER

DATE CODE  
YEAR 0 = 2000  
WEEK 35  
LINE H

Ordering Information Table

**Device Code**

40	E	P	S	12
①	②	③	④	⑤

- 1** - Current Rating
- 2** - Circuit Configuration  
E = Single Diode
- 3** - Package  
P = TO-247AC (Modified)
- 4** - Type of Silicon  
S = Standard Recovery Rectifier
- 5** - Voltage code: Code x 100 =  $V_{RRM}$

08 = 800V  
12 = 1200V

Data and specifications subject to change without notice.  
This product has been designed and qualified for Industrial Level.  
Qualification Standards can be found on IR's Web site.

International  
**IOR** Rectifier

**WORLD HEADQUARTERS:** 233 Kansas St., El Segundo, California 90245 U.S.A. Tel: (310) 322 3331. Fax: (310) 322 3332.  
**EUROPEAN HEADQUARTERS:** Hurst Green, Oxted, Surrey RH8 9BB, U.K. Tel: ++ 44 1883 732020. Fax: ++ 44 1883 733408.  
**IR CANADA:** 15 Lincoln Court, Brampton, Markham, Ontario L6T3Z2. Tel: (905) 453 2200. Fax: (905) 475 8801.  
**IR GERMANY:** Saalburgstrasse 157, 61350 Bad Homburg. Tel: ++ 49 6172 96590. Fax: ++ 49 6172 965933.  
**IR ITALY:** Via Liguria 49, 10071 Borgaro, Torino. Tel: ++ 39 11 4510111. Fax: ++ 39 11 4510220.  
**IR FAR EAST:** K&H Bldg., 2F, 30-4 Nishi-Ikebukuro 3-Chome, Toshima-Ku, Tokyo, Japan 171. Tel: 81 3 3983 0086.  
**IR SOUTHEAST ASIA:** 1 Kim Seng Promenade, Great World City West Tower, 13-11, Singapore 237994. Tel: ++ 65 838 4630.  
**IR TAIWAN:** 16 Fl. Suite D.207, Sec. 2, Tun Haw South Road, Taipei, 10673, Taiwan. Tel: 886 2 2377 9936.

<http://www.irf.com>

Fax-On-Demand: +44 1883 733420

Data and specifications subject to change without notice.