

PRODUCT DRAWING

CUSTOMER NO.:

FILENAME:

REVISION: A

DRAWING OF TIC8213

ORIGINAL DATE: 24 OCT 2002

TOTAL PAGES: 5

INITIATE

REVISE

EFFECTIVE DATE:

REVISIONS

REV	DESCRIPTION	DATE
A	Change the position of LCD driver (ML1001)	25 OCT 2002

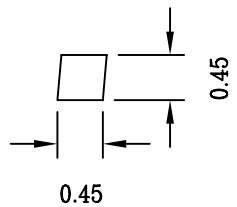
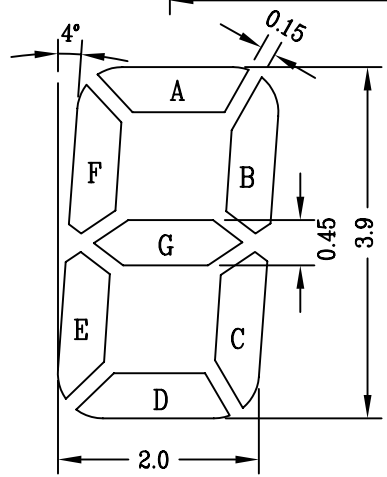
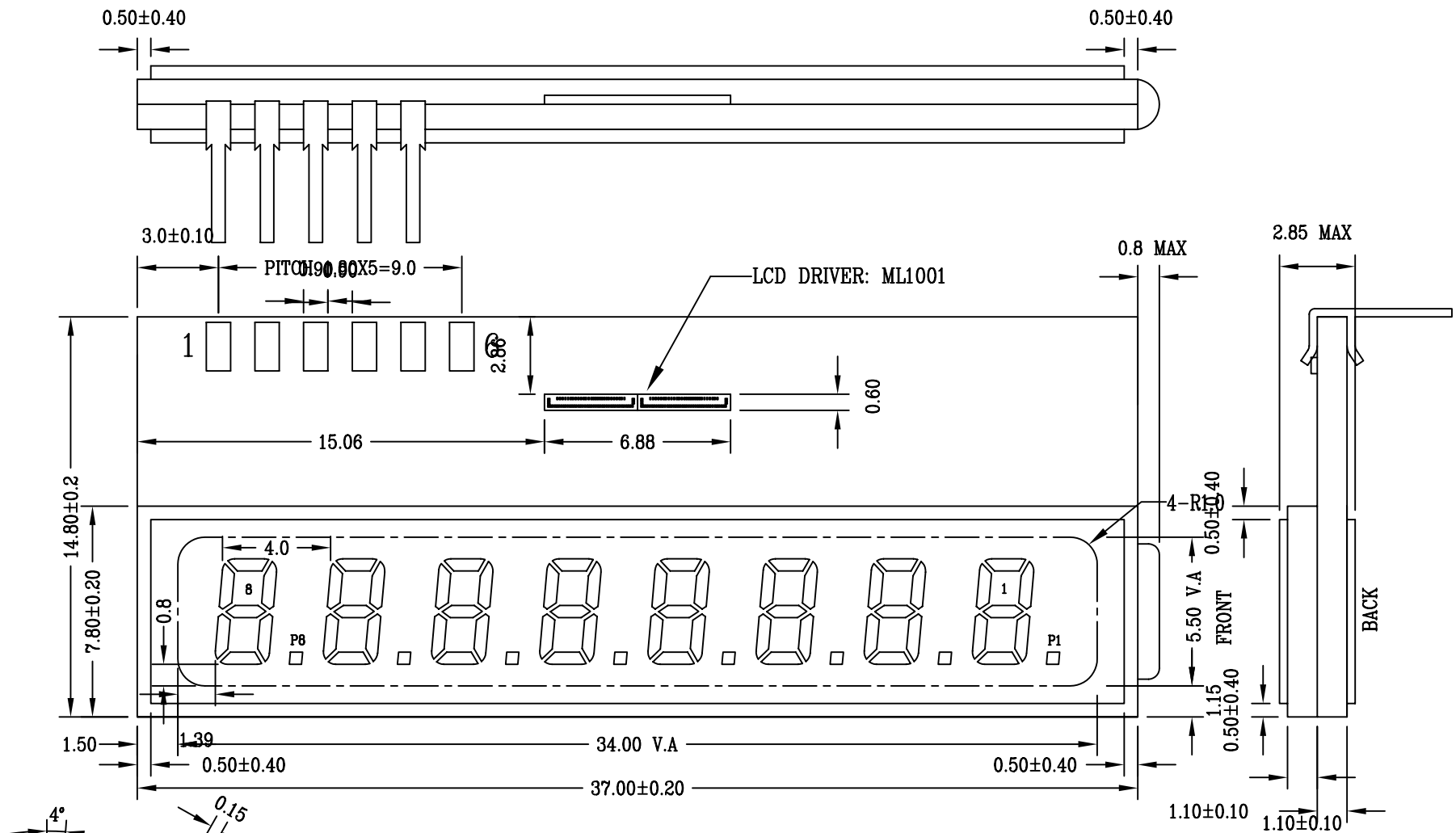
ORIGINATOR

DESIGN MGR.



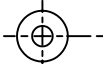

Please sign and fax back this page to confirm this drawing.
Please indicate if you need samples.

Authorized Signatures



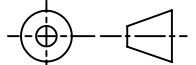
NO	SYMBOL
1	VDD
2	GND
3	LOAD
4	DIN
5	DCLK
6	CHK

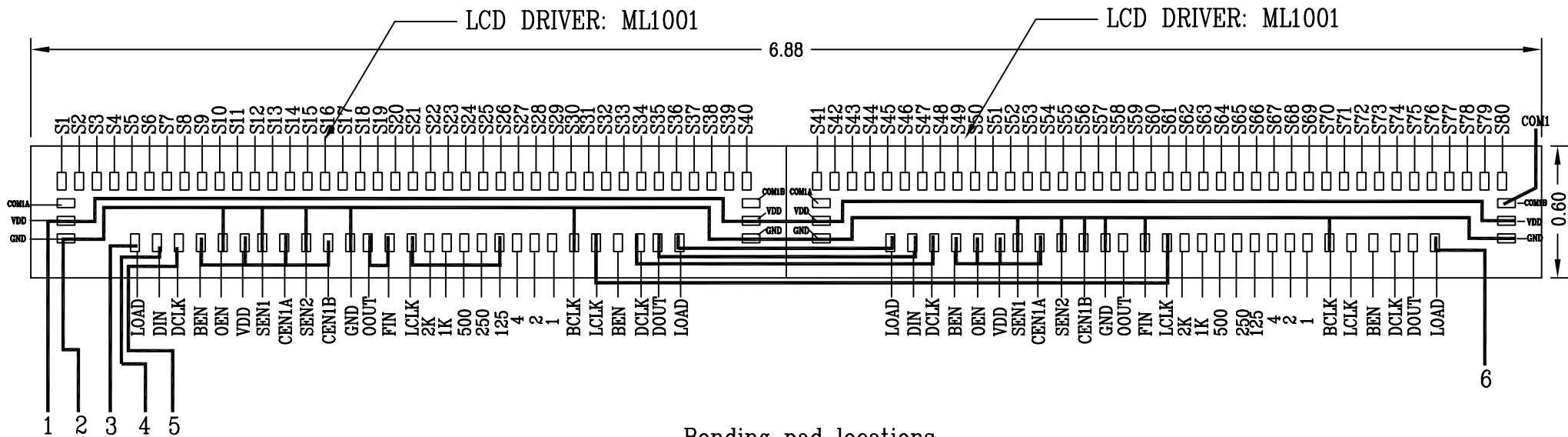
REV A

Designed by:	TIC8213
Checked by:	
Approved by:	  Unit: mm Sheet: 2 OF 5
Filename:	

PIN	S1	S2	S3	S4	S5	S6	S7	S8	S9	S10	S11	S12	S13	S14	S15	S16	S17	S18	S19	S20
COM1	8D	8E	8F	8A	8B	8G	8C	P8	7D	7E	7F	7A	7B	7G	7C	P7	6D	6E	6F	6A
PIN	S21	S22	S23	S24	S25	S26	S27	S28	S29	S30	S31	S32	S33	S34	S35	S36	S37	S38	S39	S40
COM1	6B	6G	6C	P6	5D	5E	5F	5A	5B	5G	5C	P5	4D	4E	4F	4A	4B	4G	4C	P4
PIN	S41	S42	S43	S44	S45	S46	S47	S48	S49	S50	S51	S52	S53	S54	S55	S56	S57	S58	S59	S60
COM1	3D	3E	3F	3A	3B	3G	3C	P3	2D	2E	2F	2A	2B	2G	2C	P2	1D	1E	1F	1A
PIN	S61	S62	S63	S64	S65	S66	S67	S68	S69	S70	S71	S72	S73	S74	S75	S76	S77	S78	S79	S80
COM1	1B	1G	1C	P1																

REV	A
-----	---

Designed by:	TIC8213
Checked by:	
Approved by:	
Filename:	
Unit:	mm
Sheet:	3 OF 5



Bonding pad locations.
(pads up)

REV A

Designed by:	TIC8213
Checked by:	
Approved by:	
Filename:	
Unit:	mm
Sheet:	4 OF 5

A. Dimensions:

1. Length of top glass:
37.00±0.20 mm

Width of top glass:
7.8.00±0.20 mm

2. Length of bottom glass:
37.00±0.20 mm

Width of bottom glass:
14.80±0.20 mm

3. Thickness of LCD(max):
2.85 mm

4. Thickness of glass:
Top: 1.10 mm
Bottom: 1.10 mm

5. Length of viewing area:
Horizontal: 34.00 mm
Vertical: 5.50 mm

B. Display specification:

1. Duty: STATIC

2. Bias: _____

3. Operating voltage: 3.0 V

4. Viewing angle: 6:00

5. Temperature:

Operating: -20 TO +70°C

Storage: -30 TO +80°C

6. Polarizer:

Top: TRANSMISSIVE

Bottom: REFLECTIVE

7. End seal: RIGHT

8. Length of pin: _____ mm

Pitch of pin: 1.80 mm

REV

A

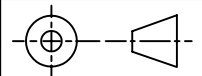
Designed by:

Checked by:

Approved by:

Filename:

TIC8213



Unit: mm

Sheet: 5 OF 5