

Features

- 3/4 " Rectangular / Multiturn / Cermet / Industrial / Sealed
- Low PC board profile - only 1/4 " high
- Panel mount option available
- Transparent housing available, can be set visually without hook-up and instrumentation ("P" style only)
- RoHS compliant* version available
- For trimmer applications/processing guidelines, [click here](#)

3006 - Trimpot® Trimming Potentiometer

Electrical Characteristics

Standard Resistance Range 10 to 5 megohms
 (see standard resistance table)
 Resistance Tolerance ±10 % std.
 (tighter tolerance available)
 Absolute Minimum Resistance 1.0 % or 2 ohms max.
 (whichever is greater)
 Contact Resistance Variation 1.0 % or 1 ohm max.
 (whichever is greater)
 Adjustability
 Voltage ±0.01 %
 Resistance ±0.05 %
 Resolution Infinite
 Insulation Resistance 500 vdc.
 1,000 megohms min.
 Dielectric Strength
 Sea Level..... 1,000 vac
 80,000 Feet 250 vac
 Adjustment Angle 15 turns nom.

Environmental Characteristics

Power Rating (400 volts max.)
 70 °C 0.75 watt
 125 °C 0 watt
 Temperature Range ... -55 °C to +125 °C
 Temperature Coefficient ... ±100 ppm/°C
 Seal Test 85 °C Fluorinert†
 Humidity MIL-STD-202 Method 103
 96 hours
 (3 % ΔTR, 20 Megohms IR)
 Vibration 20 G (2 % ΔTR; 2 % ΔVR)
 Shock 50 G (2 % ΔTR; 2 % ΔVR)
 Load Life... 1,000 hours 0.75 watt 70 °C
 (4 % ΔTR)
 Rotational Life 200 cycles
 (3 % ΔTR; 1 % or 1 ohm,
 whichever is greater, CRV)

Physical Characteristics

Torque..... 5.0 oz-in. max.
 Mechanical Stops..... Wiper idles
 Terminals Solderable pins
 Weight 0.04 oz.
 Marking..... Manufacturer's
 trademark, resistance code,
 terminal numbers, date code,
 manufacturer's model number
 and style
 Wiper 50 % (Actual TR) ±10 %
 Flammability U.L. 94V-0
 Standard Packaging..... 25 pcs. per tube
 Adjustment Tool..... H-90

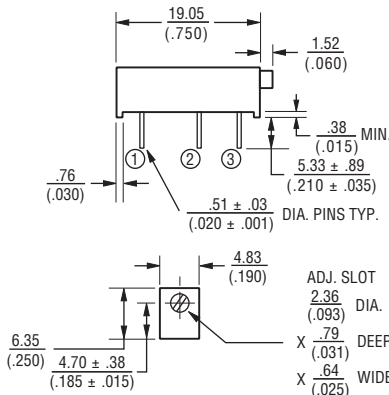
REV. 04/14

*RoHS Directive 2002/95/EC Jan. 27, 2003 including annex and RoHS Recast 2011/65/EU June 8, 2011.
 †"Fluorinert" is a registered trademark of 3M Co.

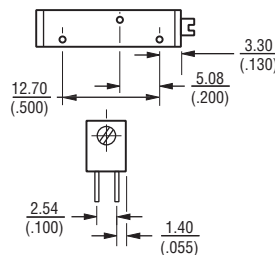
Specifications are subject to change without notice.
 The device characteristics and parameters in this data sheet can and do vary in different applications and actual device performance may vary over time.
 Users should verify actual device performance in their specific applications.

Product Dimensions

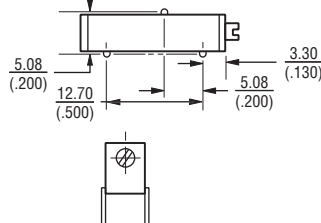
Common Dimensions



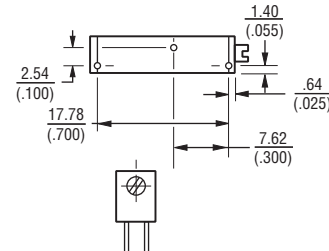
3006P



3006W



3006Y



How To Order

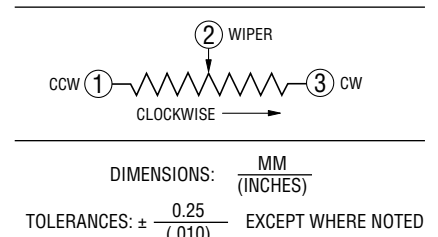
Model **3006 P - 1 - 103 Z LF**
 Style _____
 Standard or Modified Product Indicator _____
 -1 = Standard Product
 -7 = Transparent Housing
 Resistance Code _____
 Optional Suffix Letter _____
 Z = Panel Mount
 (Factory Installed)
 Terminations _____
 LF = 100 % Tin-plated (RoHS compliant)
 Blank = 90 % Tin / 10 % Lead-plated
 (Standard)

Consult factory for other available options.

Standard Resistance Table

Resistance (Ohms)	Resistance Code
10	100
20	200
50	500
100	101
200	201
500	501
1,000	102
2,000	202
5,000	502
10,000	103
20,000	203
25,000	253
50,000	503
100,000	104
200,000	204
250,000	254
500,000	504
1,000,000	105
2,000,000	205

Popular distribution values listed in boldface.
 Special resistances available.



Mouser Electronics

Authorized Distributor

Click to View Pricing, Inventory, Delivery & Lifecycle Information:

Bourns:

[3006P-1-102Z](#) [3006Y-1-102Z](#) [3006P-1-103Z](#) [3006P-1-100Z](#) [3006P-1-104Z](#) [3006Y-1-105Z](#) [3006Y-1-103Z](#) [3006P-1-105Z](#) [3006P-1-101Z](#) [3006Y-1-101Z](#) [3006W-1-102Z](#) [3006P-FN2-503](#) [3006Y-1-254](#) [3006Y-1-253](#) [3006Y-1-203](#) [3006Y-1-202](#) [3006Y-1-204](#) [3006Y-1-205](#) [3006Y-1-200](#) [3006Y-1-201](#) [3006P-1-472](#) [3006P-1-473](#) [3006P-1-471](#) [3006P-1-474](#) [3006P-NBW-503](#) [3006P-NBW-501](#) [3006P-NBW-502](#) [3006P-NBW-500](#) [3006P-NBW-504](#) [3006P-1-201Z](#) [3006P-1-205Z](#) [3006P-NBW-200](#) [3006P-NBW-204](#) [3006P-NBW-202](#) [3006P-NBW-203](#) [3006P-NBW-205](#) [3006P-NBW-201](#) [3006P-7-102Z](#) [3006P-NBW-254](#) [3006P-NBW-253](#) [3006Y-1-505](#) [3006Y-1-502](#) [3006Y-1-500](#) [3006Y-1-504](#) [3006Y-1-503](#) [3006Y-1-501](#) [3006Y-1-102](#) [3006Y-1-103](#) [3006Y-1-100](#) [3006Y-1-101](#) [3006Y-1-105](#) [3006Y-1-104](#) [3006P-NBW-101](#) [3006P-NBW-103](#) [3006P-NBW-105](#) [3006P-NBW-100](#) [3006P-NBW-104](#) [3006P-NBW-102](#) [3006P-7-502Z](#) [3006P-1-254Z](#) [3006P-EA7-473](#) [3006P-CV4-103](#) [3006P-CV4-502](#) [3006P-7-204](#) [3006P-7-201](#) [3006P-7-203](#) [3006P-7-205](#) [3006P-7-200](#) [3006P-7-202](#) [3006Y-1-502Z](#) [3006Y-1-503Z](#) [3006P-1-502Z](#) [3006Y-1-500Z](#) [3006P-1-504Z](#) [3006P-1-500Z](#) [3006W-1-503Z](#) [3006P-1-104](#) [3006W-1-103](#) [3006P-1-100](#) [3006W-1-100](#) [3006P-1-503Z](#) [3006W-1-102](#) [3006P-1-105](#) [3006P-1-101](#) [3006W-1-105](#) [3006W-1-104](#) [3006P-1-103](#) [3006W-1-101](#) [3006Y-1-501Z](#) [3006P-1-102](#) [3006P-1-501Z](#) [3006P-1-505Z](#) [3006P-1-253Z](#) [3006Y-1-202Z](#) [3006P-1-200Z](#) [3006P-1-204Z](#) [3006P-1-202Z](#) [3006Y-1-204Z](#) [3006Y-1-201Z](#) [3006W-1-203Z](#)