

SANYO

No.3665

2SC4769

NPN Triple Diffused Planar Silicon Transistor
 Very High-Definition Color Display
 Horizontal Deflection Output Applications

Features

- High-speed ($t_f = 100\text{ns typ}$)
- High breakdown voltage ($V_{CB0} = 1500\text{V}$)
- High reliability (Adoption of HVP process)
- Adoption of MBIT process
- On-chip damper diode

Absolute Maximum Ratings at $T_a = 25^\circ\text{C}$

			unit
Collector to Base Voltage	V_{CB0}	1500	V
Collector to Emitter Voltage	V_{CEO}	800	V
Emitter to Base Voltage	V_{EBO}	6	V
Collector Current	I_C	7	A
Peak Collector Current	i_{cp}	16	A
Collector Dissipation	P_C	3	W
		60	W
Junction Temperature	T_j	150	$^\circ\text{C}$
Storage Temperature	T_{stg}	-55 to +150	$^\circ\text{C}$

$T_c = 25^\circ\text{C}$

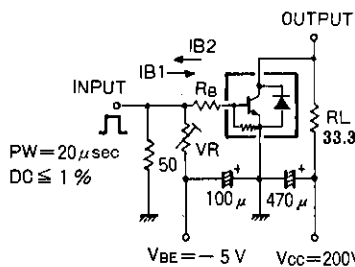
Electrical Characteristics at $T_a = 25^\circ\text{C}$

			min	typ	max	unit
Collector Cutoff Current	I_{CB0}	$V_{CB} = 800\text{V}, I_E = 0$			10	μA
Collector Cutoff Current	I_{CES}	$V_{CE} = 1500\text{V}, R_{BE} = 0$			1.0	mA
Collector Sustain Voltage	$V_{CEO(sus)}$	$I_C = 100\text{mA}, I_B = 0$	800			V
Emitter Cutoff Current	I_{EBO}	$V_{EB} = 4\text{V}, I_C = 0$	40		130	mA
C-E Saturation Voltage	$V_{CE(sat)}$	$I_C = 5\text{A}, I_B = 1.7\text{A}$			5	V
B-E Saturation Voltage	$V_{BE(sat)}$	$I_C = 5\text{A}, I_B = 1.7\text{A}$			1.5	V
DC Current Gain	$h_{FE(1)}$	$V_{CE} = 5\text{V}, I_C = 1\text{A}$	8			
	$h_{FE(2)}$	$V_{CE} = 5\text{V}, I_C = 5\text{A}$	3.0*		8.0*	
Diode Forward Voltage	V_F	$I_{EC} = 7\text{A}$			2.0	V
Storage Time	t_{stg}	$I_C = 4\text{A}, I_{B1} = 0.8\text{A}$ $I_{B2} = -1.6\text{A}$			3.0	μs
Fall Time	t_f		0.1	0.2	μs	

* : The 2SC4769 is classified by 5A h_{FE} as follows :

h_{FE}	3 to 5	4 to 6	5 to 8
Rank	1	2	3

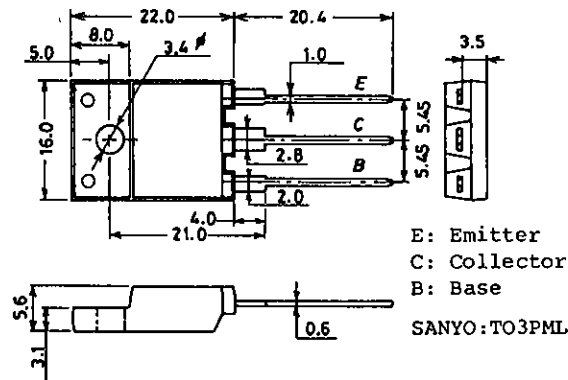
Switching Time Test Circuit



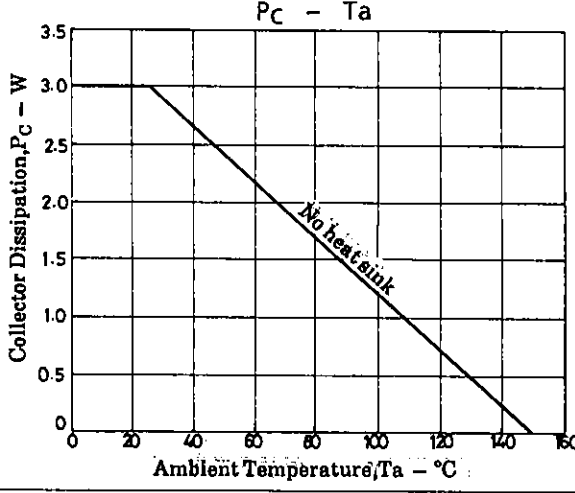
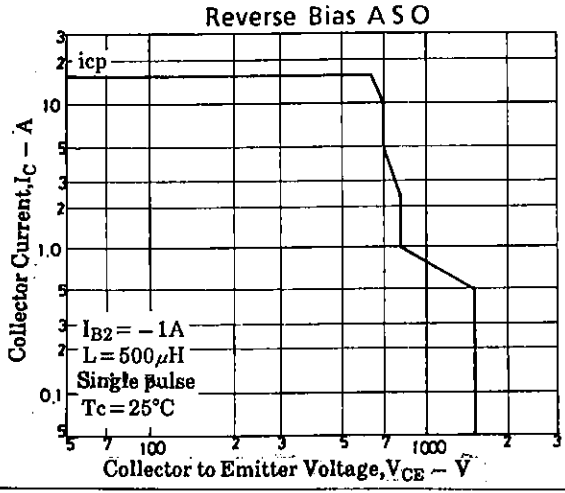
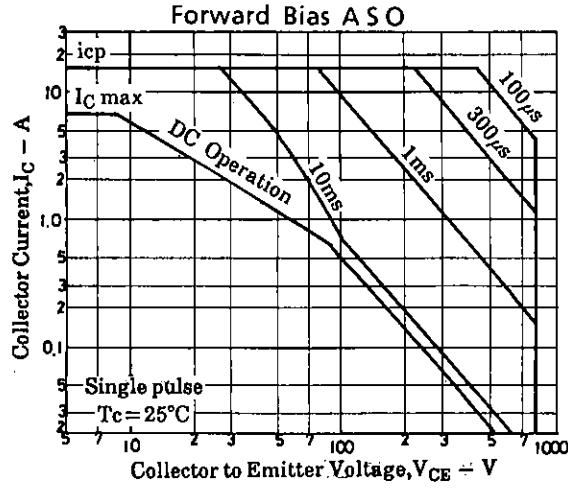
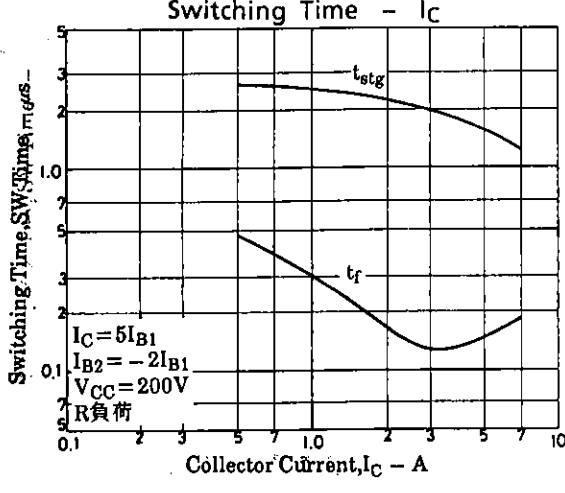
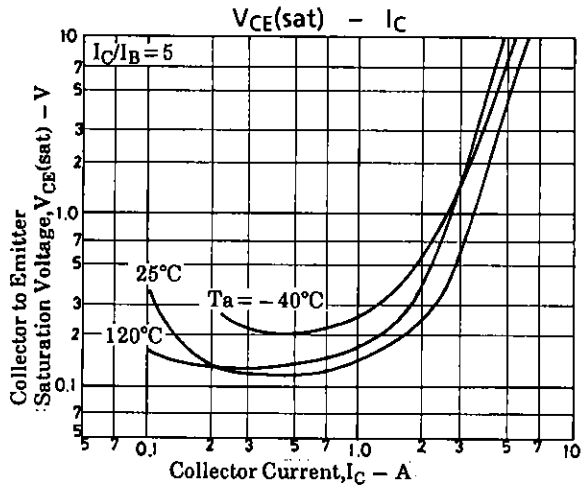
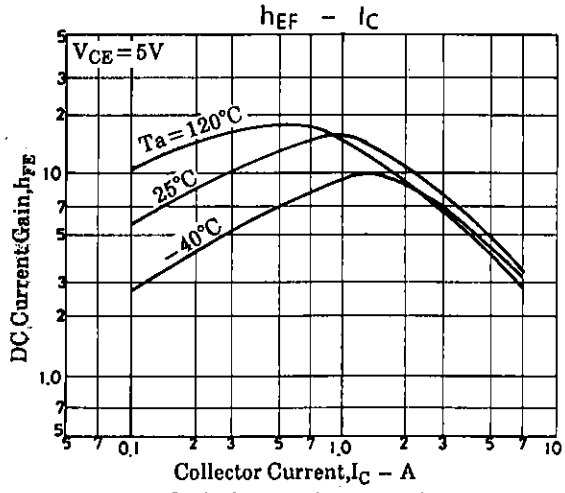
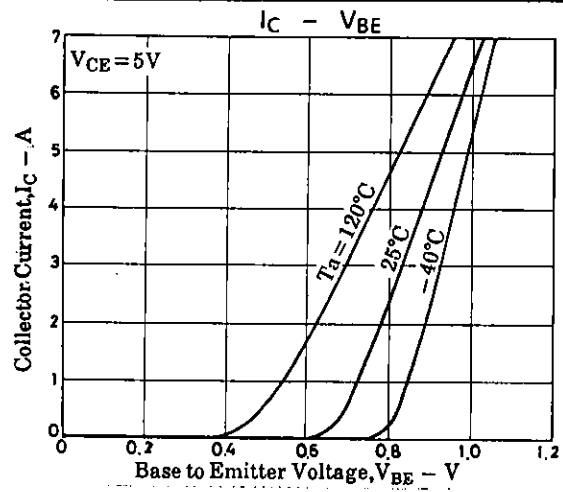
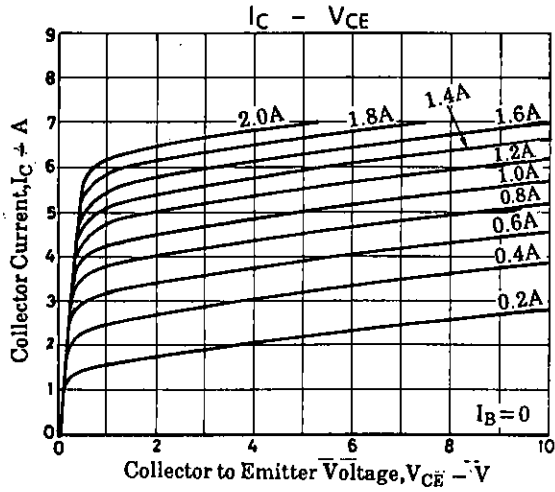
Unit (resistance: Ω , capacitance: F)

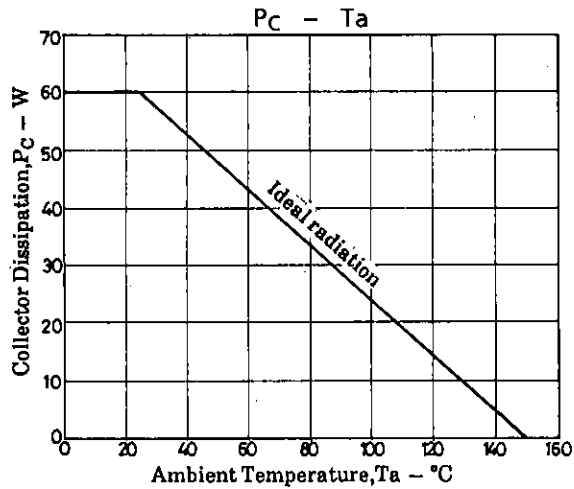
Package Dimensions 2039A

(unit: mm)



E: Emitter
 C: Collector
 B: Base
 SANYO: TO3PML





- No products described or contained herein are intended for use in surgical implants, life-support systems, aerospace equipment, nuclear power control systems, vehicles, disaster/crime-prevention equipment and the like, the failure of which may directly or indirectly cause injury, death or property loss.
- Anyone purchasing any products described or contained herein for an above-mentioned use shall:
 - ① Accept full responsibility and indemnify and defend SANYO ELECTRIC CO., LTD., its affiliates, subsidiaries and distributors and all their officers and employees, jointly and severally, against any and all claims and litigation and all damages, cost and expenses associated with such use;
 - ② Not impose any responsibility for any fault or negligence which may be cited in any such claim or litigation on SANYO ELECTRIC CO., LTD., its affiliates, subsidiaries and distributors or any of their officers and employees jointly or severally.
- Information (including circuit diagrams and circuit parameters) herein is for example only; it is not guaranteed for volume production. SANYO believes information herein is accurate and reliable, but no guarantees are made or implied regarding its use or any infringements of intellectual property rights or other rights of third parties.