

SANYO

No.1390D

2SA1353/2SC3417

PNP/NPN Epitaxial Planar Silicon Transistors
 Ultrahigh-Definition CRT Display
 Video Output Applications

Applications

- Ultrahigh-definition CRT display.
- Color TV chroma output, high-voltage driver applications

Features

- High breakdown voltage : $V_{CE0} \geq 300V$.
- Excellent high frequency characteristics : $C_{re} = 1.8pF(\text{typ})$.
- Adoption of MBIT process.

() : 2SA1353

Absolute Maximum Ratings at $T_a = 25^\circ C$

			unit
Collector-to-Base Voltage	V_{CB0}	(-)300	V
Collector-to-Emitter Voltage	V_{CE0}	(-)300	V
Emitter-to-Base Voltage	V_{EB0}	(-)5	V
Collector Current	I_C	(-)100	mA
Collector Current (Pulse)	I_{CP}	(-)200	mA
Collector Dissipation	P_C	1.2	W
		7	W
Junction Temperature	T_j	150	$^\circ C$
Storage Temperature	T_{stg}	-55 to +150	$^\circ C$

 $T_c = 25^\circ C$ **Electrical Characteristics at $T_a = 25^\circ C$**

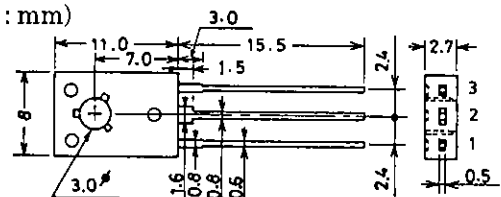
			min	typ	max	unit
Collector Cutoff Current	I_{CBO}	$V_{CB} = (-)200V, I_E = 0$			(-)0.1	μA
Emitter Cutoff Current	I_{EBO}	$V_{EB} = (-)4V, I_C = 0$			(-)0.1	μA
DC Current Gain	h_{FE}	$V_{CE} = (-)10V, I_C = (-)10mA$	40		320	
Gain Bandwidth Product	f_T	$V_{CE} = (-)30V, I_C = (-)10mA$		70		MHz
C-E Saturation Voltage	$V_{CE(sat)}$	$I_C = (-)20mA, I_B = (-)2mA$			(-)0.6	V
B-E Saturation Voltage	$V_{BE(sat)}$	$I_C = (-)20mA, I_B = (-)2mA$			(-)1.0	V
C-B Breakdown Voltage	$V_{(BR)CBO}$	$I_C = (-)10\mu A, I_E = 0$	(-)300			V
C-E Breakdown Voltage	$V_{(BR)CEO}$	$I_C = (-)1mA, R_{BE} = \infty$	(-)300			V
E-B Breakdown Voltage	$V_{(BR)EBO}$	$I_E = (-)10\mu A, I_C = 0$	(-)5			V
Output Capacitance	C_{ob}	$V_{CB} = (-)30V, f = 1MHz$		2.6		pF
				(3.1)		pF
Reverse Transfer Capacitance	C_{re}	$V_{CB} = (-)30V, f = 1MHz$		1.8		pF
				(2.3)		pF

※ : The 2SA1353/2SC3417 are classified by 10mA h_{FE} as follows :

40	C	80	60	D	120	100	E	200	160	F	320
----	---	----	----	---	-----	-----	---	-----	-----	---	-----

Package Dimensions 2009B

(unit : mm)



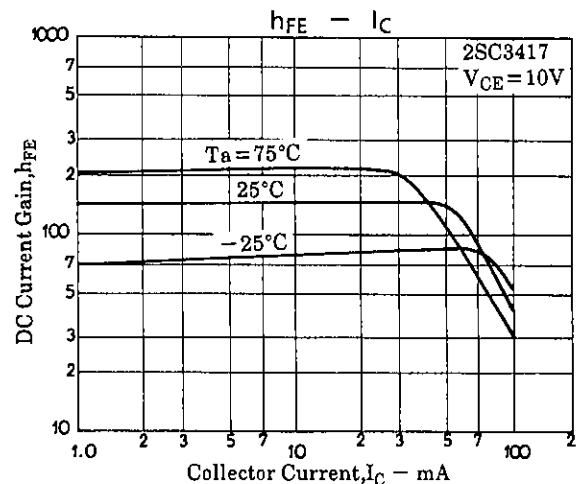
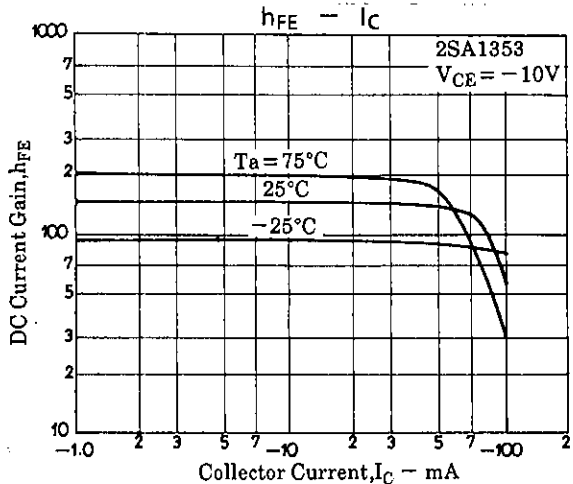
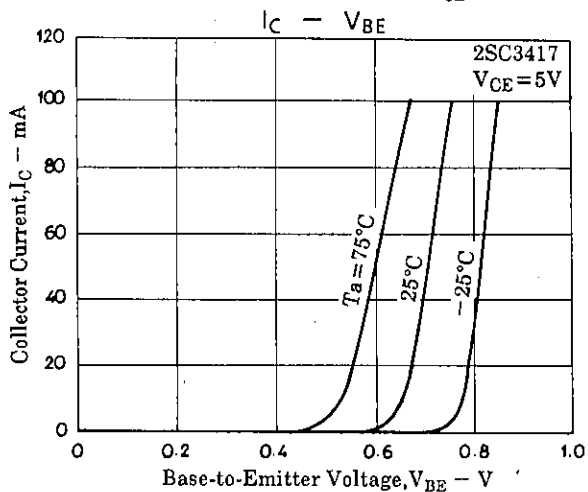
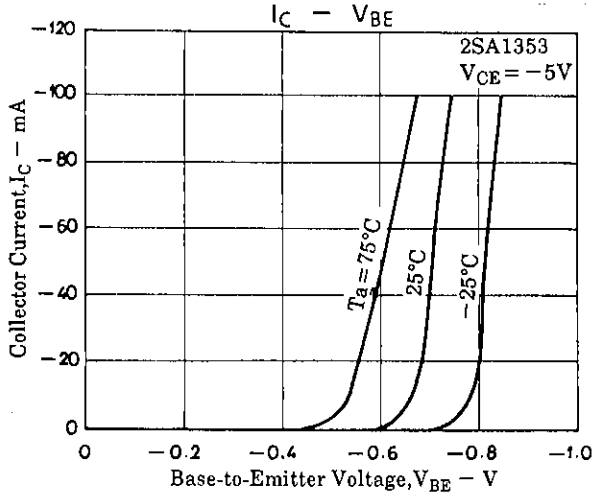
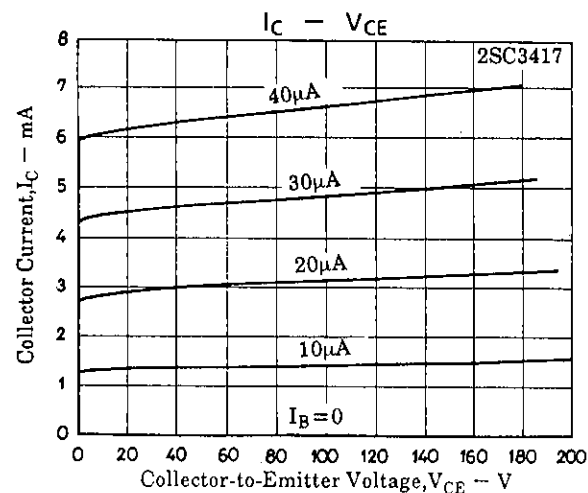
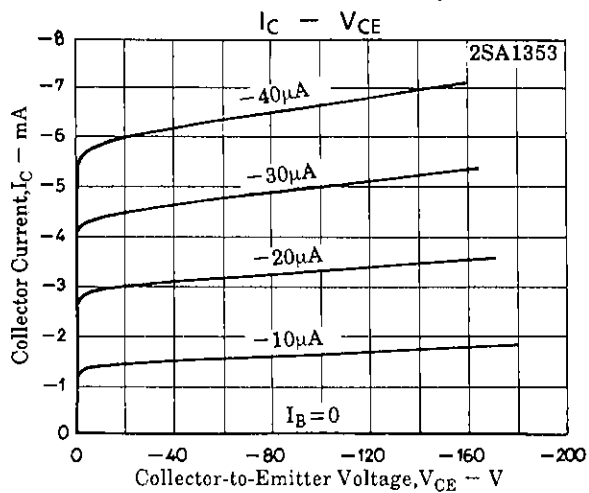
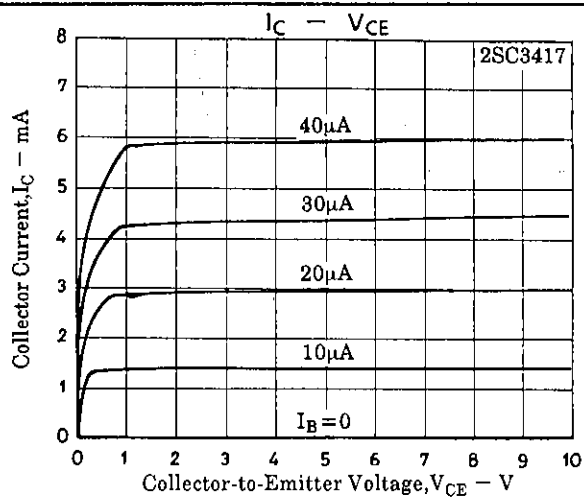
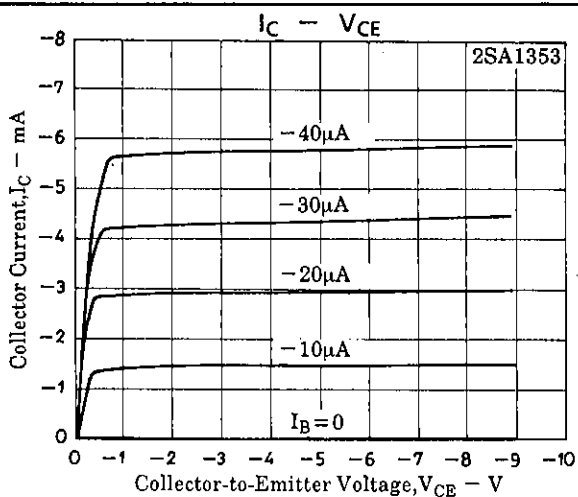
JEDEC: TO-126

1 : Emitter
 2 : Collector
 3 : Base

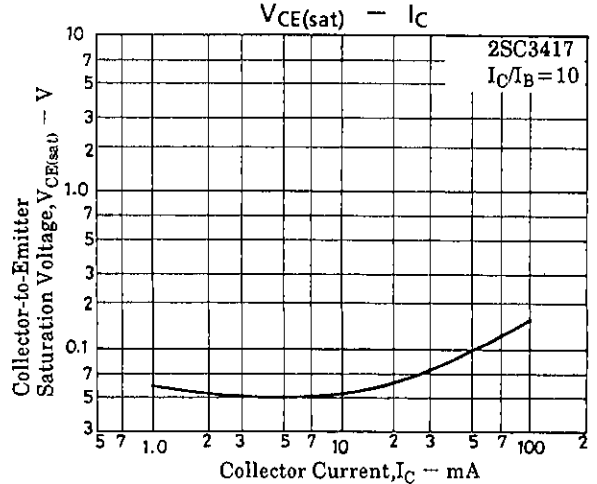
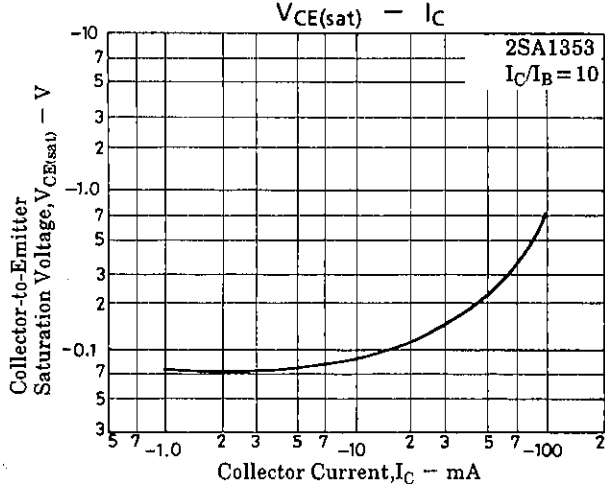
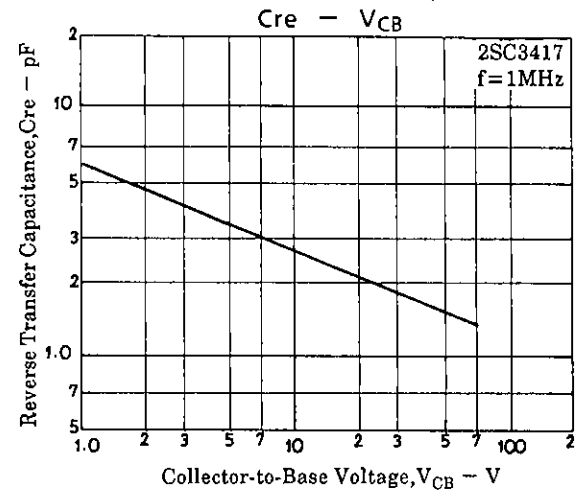
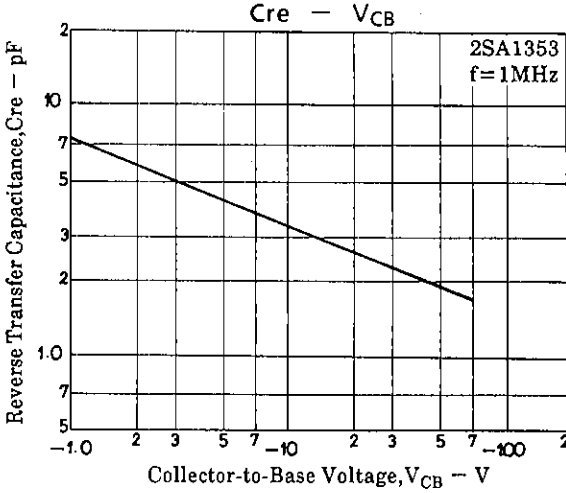
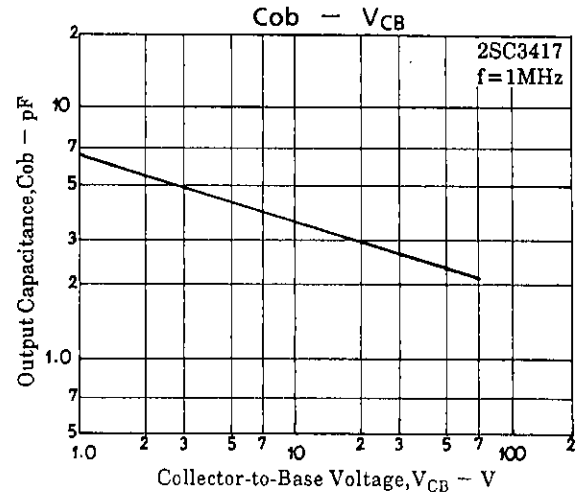
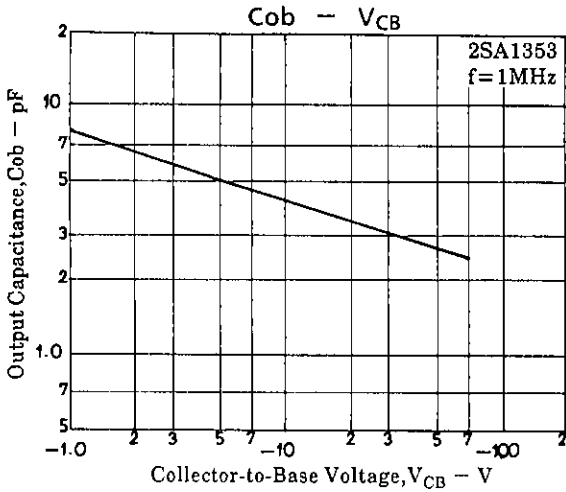
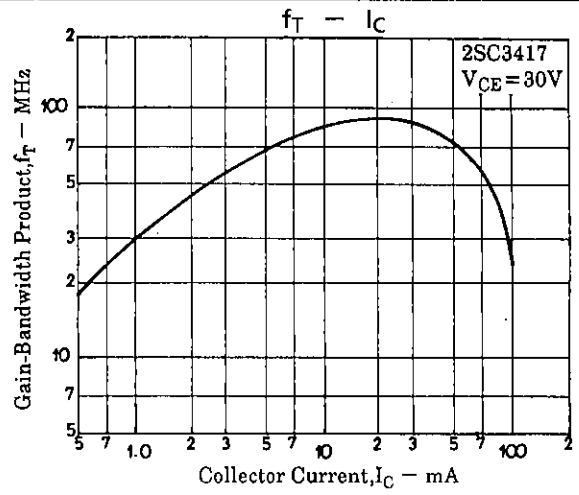
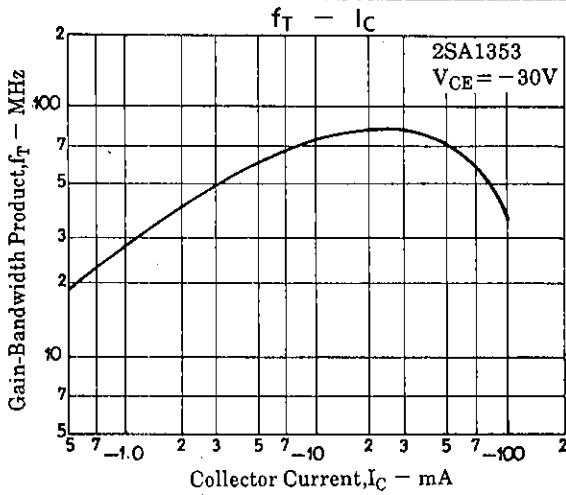
SANYO Electric Co., Ltd. Semiconductor Business Headquarters

TOKYO OFFICE Tokyo Bldg., 1-10, 1 Chome, Ueno, Taito-ku, TOKYO, 110 JAPAN

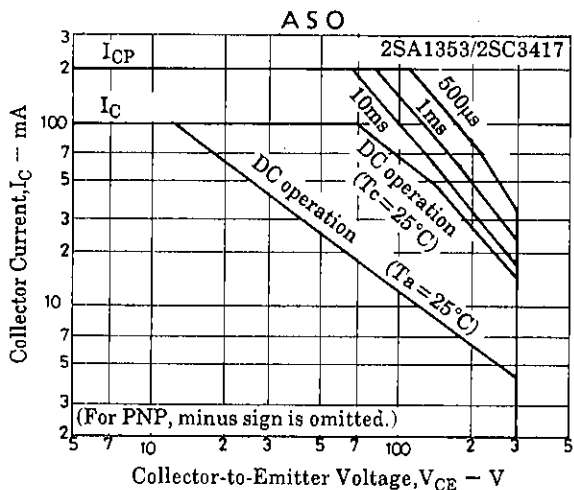
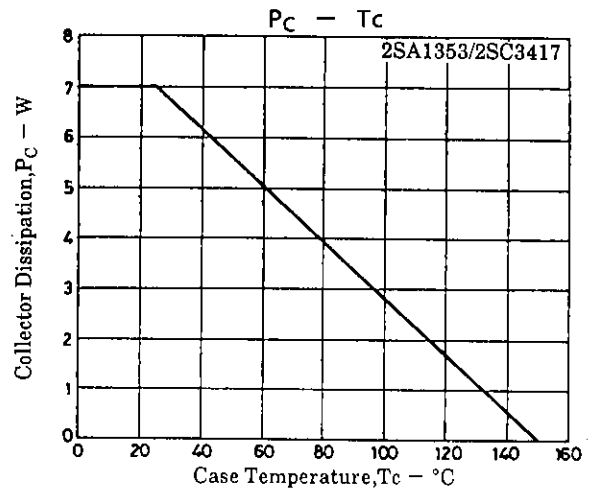
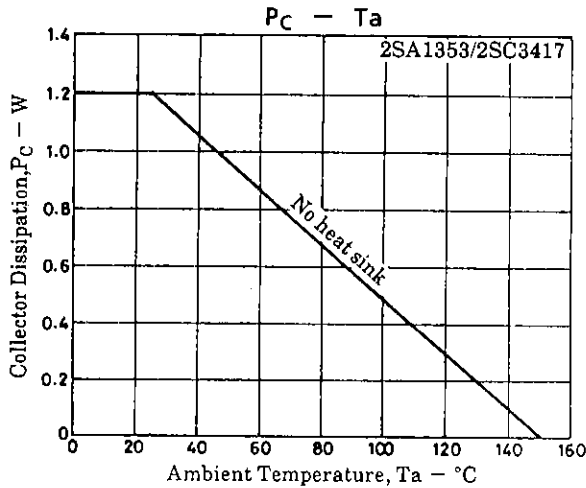
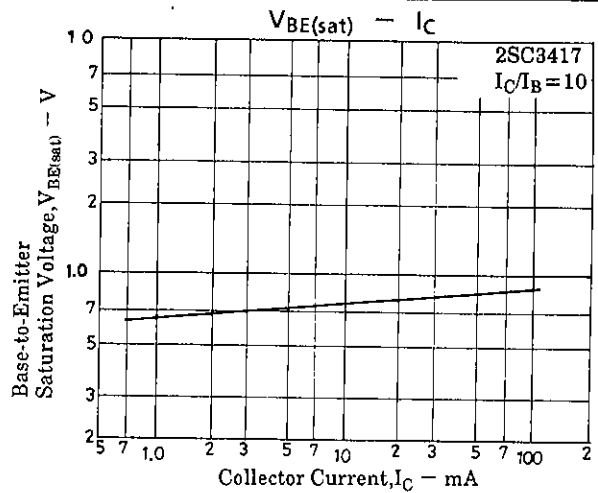
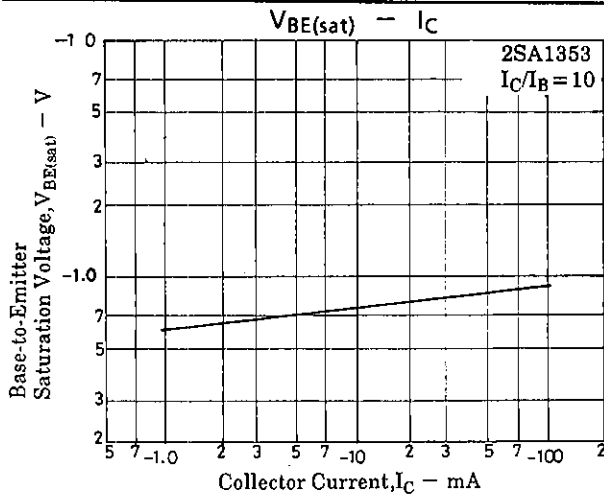
2SA1353/2SC3417



2SA1353/2SC3417



2SA1353/2SC3417



■ No products described or contained herein are intended for use in surgical implants, life-support systems, aerospace equipment, nuclear power control systems, vehicles, disaster/crime-prevention equipment and the like, the failure of which may directly or indirectly cause injury, death or property loss.

■ Anyone purchasing any products described or contained herein for an above-mentioned use shall:

- ① Accept full responsibility and indemnify and defend SANYO ELECTRIC CO., LTD., its affiliates, subsidiaries and distributors and all their officers and employees, jointly and severally, against any and all claims and litigation and all damages, cost and expenses associated with such use;
- ② Not impose any responsibility for any fault or negligence which may be cited in any such claim or litigation on SANYO ELECTRIC CO., LTD., its affiliates, subsidiaries and distributors or any of their officers and employees jointly or severally.

■ Information (including circuit diagrams and circuit parameters) herein is for example only; it is not guaranteed for volume production. SANYO believes information herein is accurate and reliable, but no guarantees are made or implied regarding its use or any infringements of intellectual property rights or other rights of third parties.

This catalog provides information as of January, 1996. Specifications and information herein are subject to change without notice.