

SANYO	No.2954	<h1 style="margin: 0;">2SC4125</h1> <p style="margin: 0;">NPN Triple Diffused Planar Silicon Transistor</p> <p style="margin: 0;">Very High-Definition Color Display Horizontal Deflection Output Applications</p>
--------------	---------	--

Features

- Adoption of MBIT process
- On-chip damper diode
- High breakdown voltage ($V_{CBO} = 1500V$)
- High speed ($t_f = 100ns$ typ.)
- High reliability (Adoption of HVP process)

Absolute Maximum Ratings at $T_a = 25^\circ C$

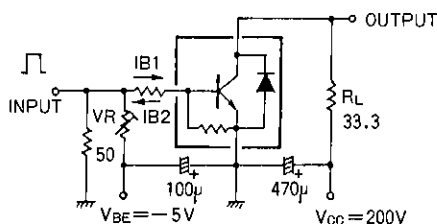
Collector-to-Base Voltage	V_{CBO}	1500	V	unit
Collector-to-Emitter Voltage	V_{CEO}	800	V	
Emitter-to-Base Voltage	V_{EBO}	6	V	
Collector Current	I_C	10	A	
Peak Collector Current	i_{cp}	25	A	
Collector Dissipation	P_C	3	W	
		$T_c = 25^\circ C$	70	W
Junction Temperature	T_j	150	$^\circ C$	
Storage Temperature	T_{stg}	-55 to +150	$^\circ C$	

Electrical Characteristics at $T_a = 25^\circ C$

			min	typ	max	
Collector Cutoff Current	I_{CBO}	$V_{CB} = 800V, I_E = 0$			10	μA
Collector Cutoff Current	I_{CES}	$V_{CE} = 1500V, R_{BE} = 0$			1	mA
Collector Sustain Voltage	$V_{CEO(sus)}$	$I_C = 100mA, I_B = 0$	800			V
Emitter Cutoff Current	I_{EBO}	$V_{EB} = 4V, I_C = 0$	40		130	mA
C-E Saturation Voltage	$V_{CE(sat)}$	$I_C = 8A, I_B = 2A$			5	V
B-E Saturation Voltage	$V_{BE(sat)}$	$I_C = 8A, I_B = 2A$			1.5	V
DC Current Gain	$h_{FE(1)}$	$V_{CE} = 5V, I_C = 1A$	8			
	$h_{FE(2)}$	$V_{CE} = 5V, I_C = 8A$	4		6	
Diode Forward Voltage	V_F	$I_{EC} = 10A$			2	V
Storage Time	t_{stg}	$I_C = 6A, I_{B1} = 1.2A$ $I_{B2} = -2.4A$			3	μs
Fall Time	t_f		0.1	0.2	μs	

Switching Time Test Circuit

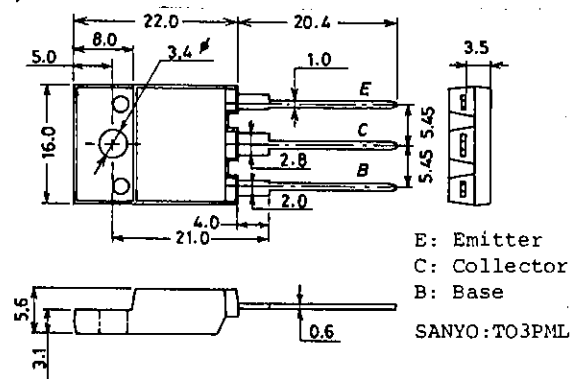
PW = 20 μs
DC \leq 1 %



Unit (resistance:Ω, capacitance:F)

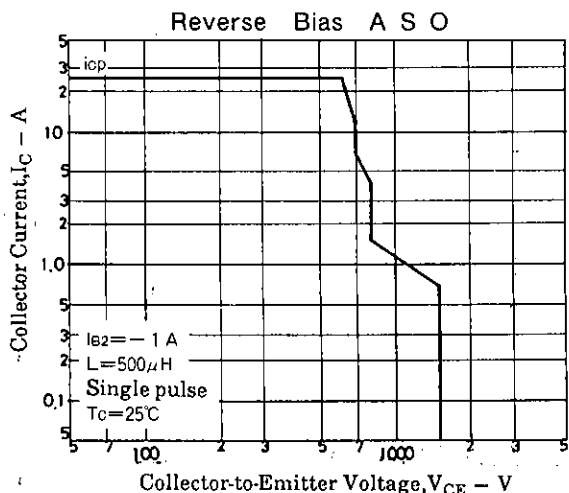
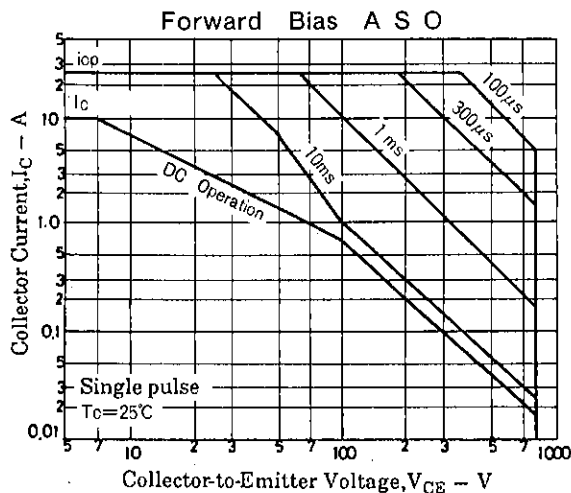
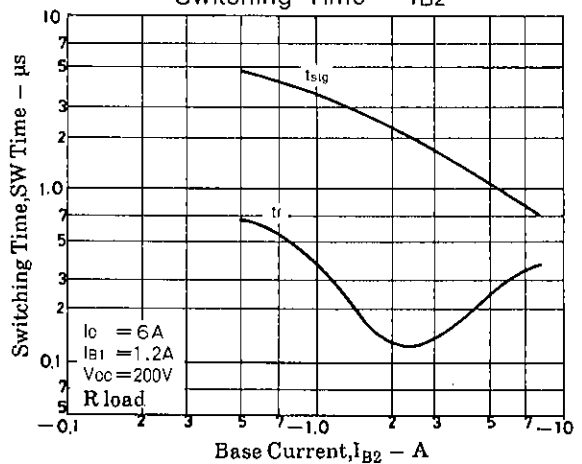
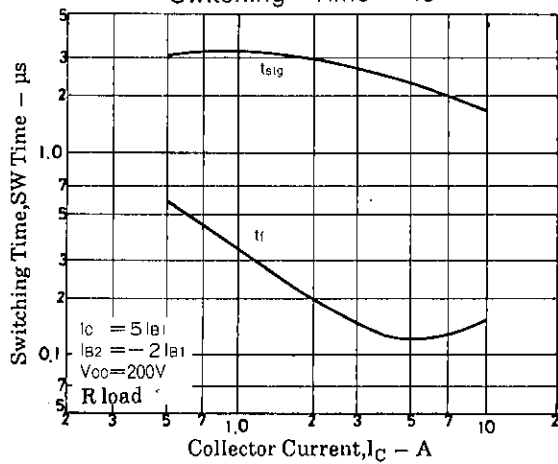
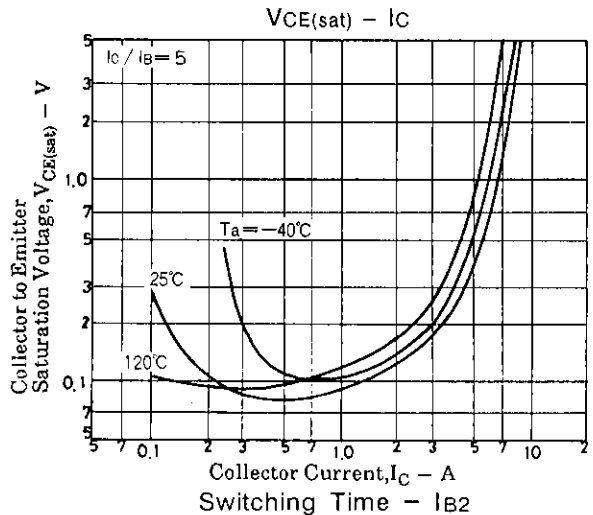
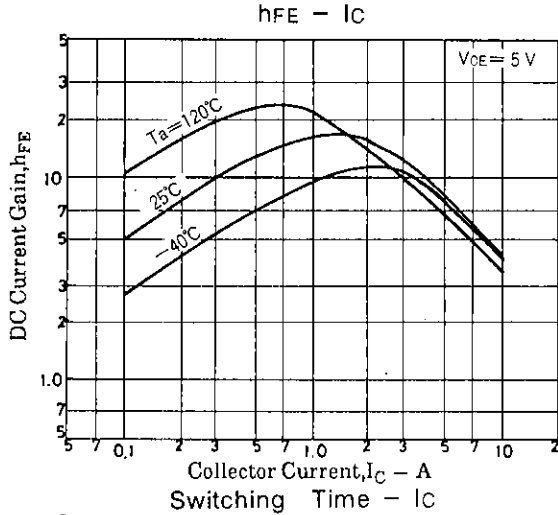
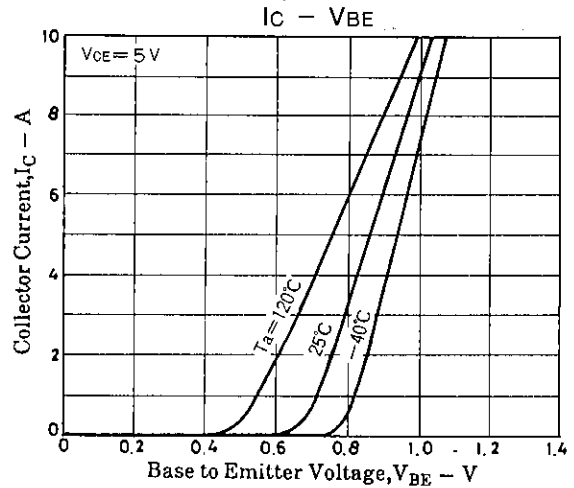
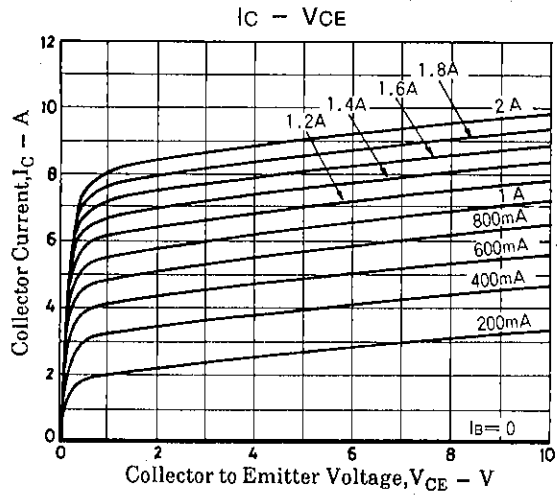
Package Dimensions 2039

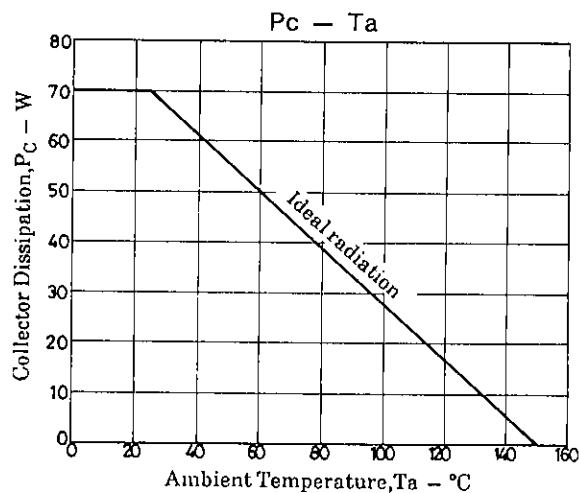
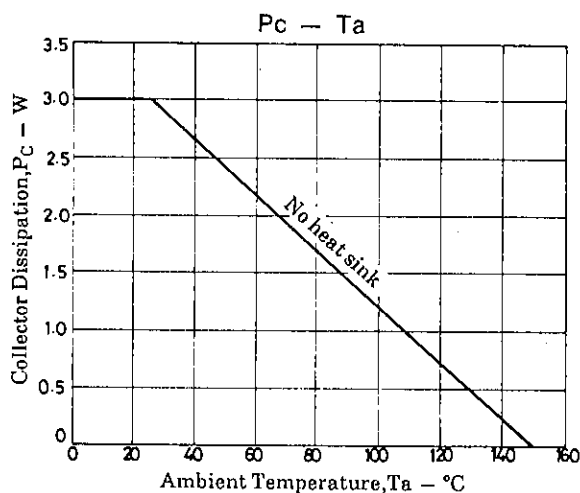
(unit: mm)



E: Emitter
C: Collector
B: Base
SANYO:TO3PML

2SC4125





- No products described or contained herein are intended for use in surgical implants, life-support systems, aerospace equipment, nuclear power control systems, vehicles, disaster/crime-prevention equipment and the like, the failure of which may directly or indirectly cause injury, death or property loss.
- Anyone purchasing any products described or contained herein for an above-mentioned use shall:
 - ① Accept full responsibility and indemnify and defend SANYO ELECTRIC CO., LTD., its affiliates, subsidiaries and distributors and all their officers and employees, jointly and severally, against any and all claims and litigation and all damages, cost and expenses associated with such use.
 - ② Not impose any responsibility for any fault or negligence which may be cited in any such claim or litigation on SANYO ELECTRIC CO., LTD., its affiliates, subsidiaries and distributors or any of their officers and employees jointly or severally.
- Information (including circuit diagrams and circuit parameters) herein is for example only; it is not guaranteed for volume production. SANYO believes information herein is accurate and reliable, but no guarantees are made or implied regarding its use or any infringements of intellectual property rights or other rights of third parties.