

Series CX

5Amp • 120/240, 380, 480 Vac • AC Output SIP

- SCR Output
- Ultra High Surge Rating
- Crydom's Patented Design

exceptional steady state current, plus ultra-high surge ratings. Models are available to switch up to 660 Vrms with AC or DC control, and either zero-cross or random turn-on ("R") switching versions. Pinout is compatible with Series 6 and OAC type I/O modules.

Manufactured in Crydom's ISO 9002 Certified facility for optimum product performance and reliability.

CRYDOM

Control over power

Crydom's family of SPST-NO relays achieves the highest power switching capability in a PC-mounted air-cooled package. Advanced features include

MODEL NUMBERS	AC CONTROL (120Vac) (24Vac)	CX240A5 CXE240A5		
	DC CONTROL (5Vdc) (24Vdc)	CX240D5 CXE240D5	CX380D5 CXE380D5	CX480D5 CXE480D5
OUTPUT SPECIFICATIONS ①				
Operating Voltage (47-63 Hz) [Vrms]		12-280	48-530	48-660
Load Current Range [Arms]		.06-5	.06-5	.06-5
Transient Overvoltage [Vpk]		600	1200	1200
Max. Surge Current, (16.6ms) [Apk]		250	250	250
Max. On-State Voltage Drop @ Rated Current [Vpk]		1.4	1.4	1.4
Maximum I ² t for Fusing, (8.3 msec.) [A ² sec]		260	260	260
Max. Off-State Leakage Current @ Rated Voltage [mArms]		0.1	0.1	0.1
Min. Off-State dv/dt @ Max. Rated Voltage [V/μsec] ②		500	500	500
Max. Turn-On Time ③		1/2 Cycle (DC Control), 10.0 msec (AC Control)		
Max. Turn-Off Time		1/2 Cycle (DC Control), 40.0 msec (AC Control)		
Power Factor (Min.) with Max. Load		0.5	0.5	0.5

MODEL NUMBERS	DC CONTROL			AC CONTROL	
	Nominal Voltage 5Vdc	5Vdc	24Vdc	120Vac	24Vac
	CX240D5	CX380D5 CX480D5	CXE240D5 CXE380D5 CXE480D5	CX240A5	CXE240A5
Control Voltage Range	3-15 Vdc	4-15 Vdc	15-32 Vdc	90-140 Vrms	18-36 Vrms
Max. Turn-On Voltage	3.0 Vdc	4.0 Vdc	15.0 Vdc	90.0 Vrms	18.0 Vrms
Min. Turn-Off Voltage	1.0 Vdc	1.0 Vdc	1.0 Vdc	10.0 Vrms	2.0 Vrms
Nominal Input Impedance	300 Ohm	240 Ohm	1500 Ohm	14.1k Ohm	4.2k Ohm
Typical Input Current @ Nominal Voltage	15 mAdc	15 mAdc	15 mAdc	10 mArms	5 mArms

GENERAL NOTES

- ① All parameters at 25°C unless otherwise specified.
- ② Off-State dv/dt test method per EIA/NARM standard RS-443, paragraph 13.11.1
- ③ Turn-On Time for Random Turn-On versions 0.1msec (DC Control Models).

©2001 CRYDOM CORP, Specifications subject to change without notice.



CRYDOM

Control over power

Series CX

5Amp • 120/240, 380, 480 Vac • AC Output SIP

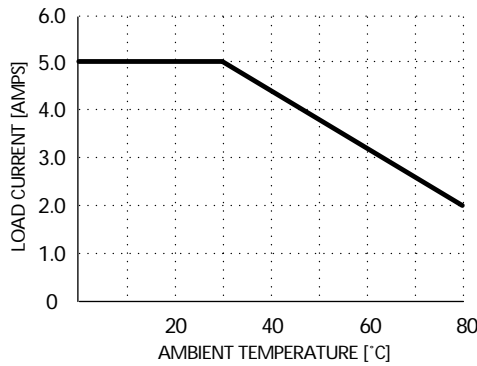
GENERAL SPECIFICATIONS

Dielectric Strength 50/60Hz Input/Output/Base	4000 Vrms
Insulation Resistance (Min.) @ 500 Vdc	10 ⁹ Ohm
Max. Capacitance Input/Output	10 pF
Ambient Operating Temperature Range	-30 to 80°C
Ambient Storage Temperature Range	-30 to 125°C

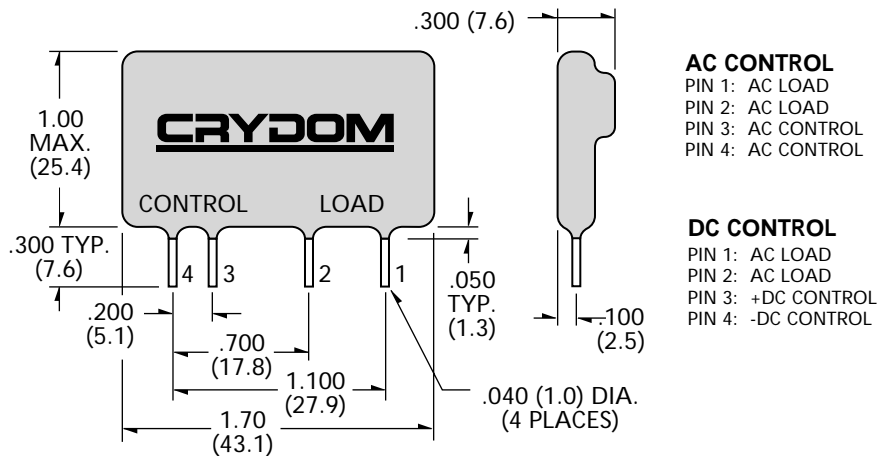
MECHANICAL SPECIFICATIONS

Weight: (typical)	0.4 oz. (11g)
Encapsulation:	Thermally Conductive Epoxy

CURRENT DERATING CURVE



Max. Load Current vs. Temp.



All dimensions are in inches (millimeters)


©2001 CRYDOM CORP, Specifications subject to change without notice.

AVAILABLE OPTIONS

- R Random Turn-On Switching
Example: **CX240D5 R, CX240A5 R**

APPROVALS

UL E116949
CSA LR81689
VDE 70938
UG (240V, 380V, DC Control Only)



For recommended applications and more information contact:
USA: Sales Support (877) 502-5500 Tech Support (877) 702-7700 FAX (619) 710-8540
Crydom Corp, 2320 Paseo de las Americas, Ste. 201, San Diego, CA 92154
Email: sales@crydom.com **WEB SITE:** http://www.crydom.com
UK: +44 (0)1202 365070 • **FAX** +44 (0)1202 365090 Crydom International Ltd., 7 Cobham Road, Ferndown Industrial Estate, Ferndown, Dorset BH21 7PE, **Email:** intsales@crydom.com.
GERMANY: +49 (0)180 3000 506

