

Thick film thermal printhead

KF3008-GR16A

KF3008-GR16A is a thick film thermal head developed for A4 size printer for use with Kiosk & ATM terminals.

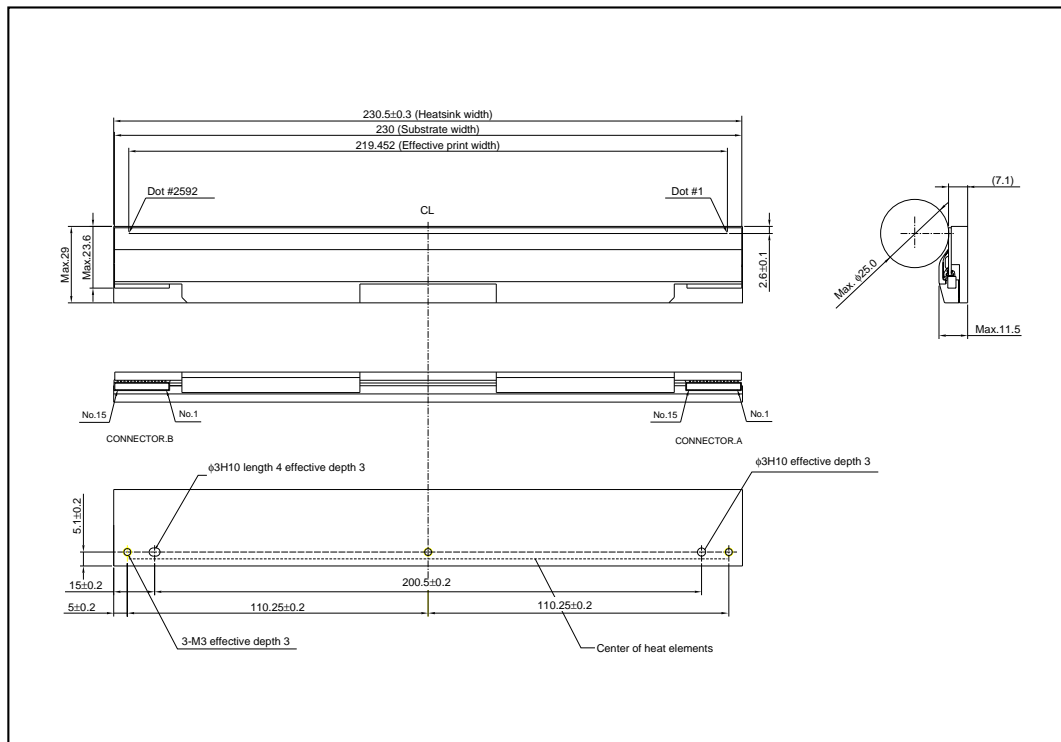
●Applications

Kiosk and ATM printers, Ticket printer, portable printer and various type of measurement instruments printers.

●Features

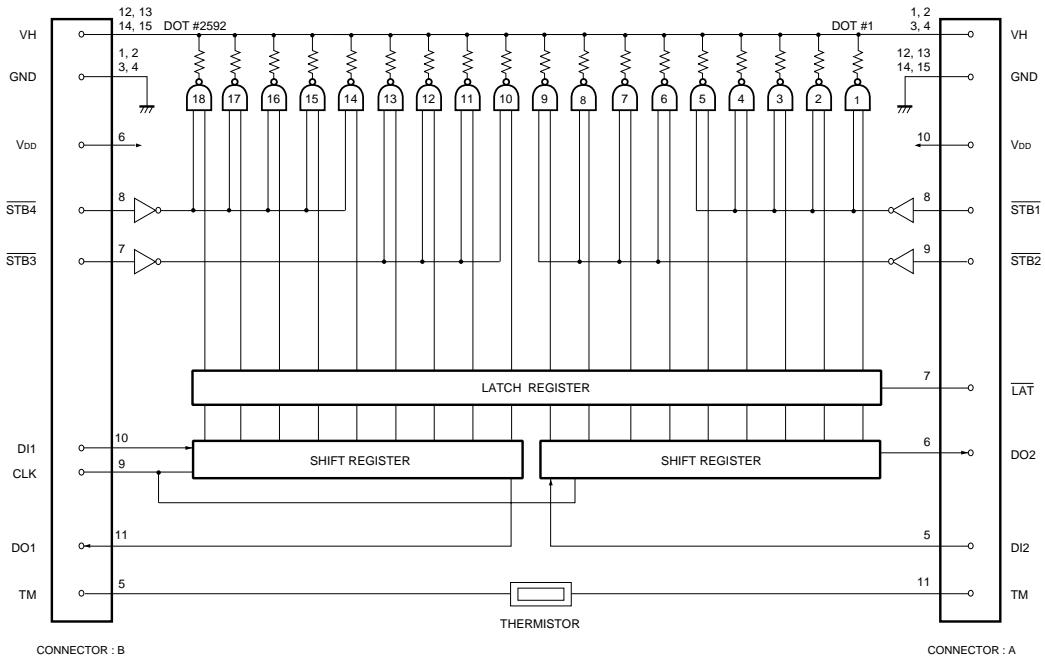
- 1) A new pin connector structure greatly reduces the size and weight.
- 2) Print material's feeding stability increased thanks to the cover when printing.
- 3) Good printing easily attained thanks to big platen (Max. $\phi 25\text{mm}$) compliance.
- 4) Thick film type with glazed components provides good printing quality even on rough paper.

●External dimensions (Units : mm)



Printheads

●Equivalent circuit



STB	DOT No.	dots / STB
1	1~720	720
2	721~1296	576
3	1297~1872	576
4	1873~2592	720

DI No.	DOT No.	dots / DI
1	2592~1297	1296
2	1296~1	1296

Fig. 1

Printheads

●Pin configuration

CONNECTOR A : IL-Z-15P-CLIP (JAE)

PIN No.	SIGNALS
1	V _H
2	V _H
3	V _H
4	V _H
5	DI2
6	DO2
7	$\overline{\text{LAT}}$
8	$\overline{\text{STB1}}$
9	$\overline{\text{STB2}}$
10	V _{DD}
11	TM
12	GND
13	GND
14	GND
15	GND

CONNECTOR B : IL-Z-15P-CLIP (JAE)

PIN No.	SIGNALS
1	GND
2	GND
3	GND
4	GND
5	TM
6	V _{DD}
7	$\overline{\text{STB3}}$
8	$\overline{\text{STB4}}$
9	CLK
10	DI1
11	DO1
12	V _H
13	V _H
14	V _H
15	V _H

●Characteristics

Parameter	Symbol	Typ.	Unit
Dot pitch	–	0.0847	mm
Pulse width	T _{on}	0.39	ms
Pulse cycle	SLT	1.11	ms
Applied power	P _o	0.26	W / dot
Applied voltage	V _H	24.0	V
Maximum clock frequency	–	4	MHz
Maximum roller diameter	–	25.0	mm
Life	–	50 / 5×10 ⁷	km / pulses
Maximum number of dots energized simultaneously	–	720	dots
Operating temperature	–	5–45	°C
Effective printing width	–	219.5424	mm
Number of heat element	–	2592	dots
Resistance value of heat element	R _{ave}	1500	Ω

Printheads

● Electrical characteristic curves

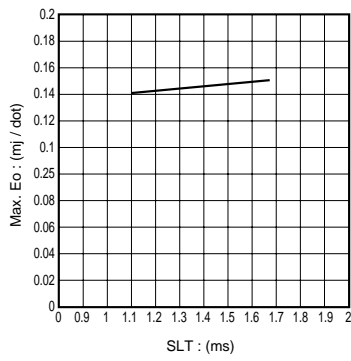


Fig.2 Maximum print energy

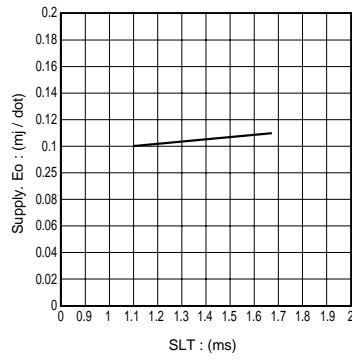


Fig.3 Density characteristic

Notes

- No technical content pages of this document may be reproduced in any form or transmitted by any means without prior permission of ROHM CO.,LTD.
- The contents described herein are subject to change without notice. The specifications for the product described in this document are for reference only. Upon actual use, therefore, please request that specifications to be separately delivered.
- Application circuit diagrams and circuit constants contained herein are shown as examples of standard use and operation. Please pay careful attention to the peripheral conditions when designing circuits and deciding upon circuit constants in the set.
- Any data, including, but not limited to application circuit diagrams information, described herein are intended only as illustrations of such devices and not as the specifications for such devices. ROHM CO.,LTD. disclaims any warranty that any use of such devices shall be free from infringement of any third party's intellectual property rights or other proprietary rights, and further, assumes no liability of whatsoever nature in the event of any such infringement, or arising from or connected with or related to the use of such devices.
- Upon the sale of any such devices, other than for buyer's right to use such devices itself, resell or otherwise dispose of the same, no express or implied right or license to practice or commercially exploit any intellectual property rights or other proprietary rights owned or controlled by
- ROHM CO., LTD. is granted to any such buyer.
- Products listed in this document use silicon as a basic material.
Products listed in this document are no antiradiation design.

The products listed in this document are designed to be used with ordinary electronic equipment or devices (such as audio visual equipment, office-automation equipment, communications devices, electrical appliances and electronic toys).

Should you intend to use these products with equipment or devices which require an extremely high level of reliability and the malfunction of which would directly endanger human life (such as medical instruments, transportation equipment, aerospace machinery, nuclear-reactor controllers, fuel controllers and other safety devices), please be sure to consult with our sales representative in advance.

About Export Control Order in Japan

Products described herein are the objects of controlled goods in Annex 1 (Item 16) of Export Trade Control Order in Japan.

In case of export from Japan, please confirm if it applies to "objective" criteria or an "informed" (by MITI clause) on the basis of "catch all controls for Non-Proliferation of Weapons of Mass Destruction.