

15 W  
DC/DC  
TDD  
MODUL

# TDD 15 DC Power Package

15 Watt Wide-Input 2" x 1" - Serie



HN-MODUL

## Besondere Merkmale Features

Weiter Eingang 2:1/3:1	Wide input range 2:1/3:1
Geringe Bauhöhe	Low profile
Isolationspg. min. 1500V DC	Isolation min. 1500V DC
Hoher Wirkungsgrad	High efficiency
Kurzschlußfest	Short circuit protection
Eingangs-PI-Filter	Input-PI-Filter

## Anwendung Application

Telekommunikation	Telecommunication
Rechnersysteme	Computer applications
MSR	Control equipments
Mikroprozessorsysteme	Microprocessor systems

## Technische Daten Specification

(bei 25°C Umgebungstemperatur) (at 25°C ambient temperature)

## Eingangsdaten Input Specifications

Eingangsspannung	Input voltages	18...36, 35...75 VDC
Eingangsfilter (integriert)	Build in filter	PI-Type

## Ausgangsdaten Output Specifications

Leistung	Power	15 Watt
Wirkungsgrad	Efficiency	typ. 80%
Schaltfrequenz	Switching frequency	typ. 200 kHz
Regelabweichung	Voltage accuracy	typ. $\pm 2\%$
Last	Load	$\pm 2\%$ (Dual $\pm 5\%$ )
Eingang	Line	$\pm 1\%$
Restwelligkeit	Ripple and noise	150mV typ.

## Allgemeine Daten General Specifications

Betriebstemperatur	Operating temp.	-25°C...+71°C, no derating
Lagertemperatur	Storage temperature	-40°C...+100°C
Temperaturkoeffizient	Temp. coefficient	0.02% / K
Kurzschlußfest	Short circuit protection	Current foldback
Gehäusematerial	Case material	Copper with black coated
Kühlung	Cooling	Free air convection

# TDD 15 DC Power Package

## 15 Watt Wide-Input 2" x 1" Compact-Serie

**15 W  
DC/DC  
TDD  
MODUL**

### Bestell-Information / Order Information

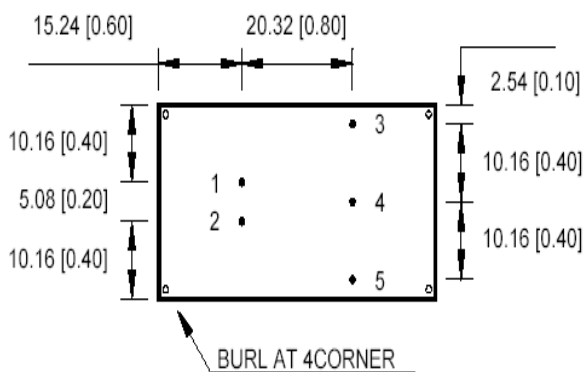
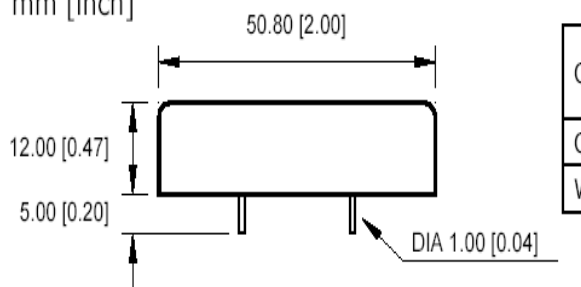
Modell	Eingang Input VDC	Ausgang1 Output 1 V/mA	Ausgang 2 Output 2 V/mA	Model Label
TDD152403S	18-36	3,3/3600		TDD15-03S2
TDD152405S	18-36	05/3000		TDD15-05S2
TDD152412S	18-36	12/1250		TDD15-12S2
TDD152415S	18-36	15/1000		TDD15-15S2
TDD154803S	35-75	3,3/3600		TDD15-03S3
TDD154805S	35-75	05/3000		TDD15-05S3
TDD154812S	35-75	12/1250		TDD15-12S3
TDD154815S	35-75	15/1000		TDD15-15S3
TDD152412D	18-36	+12/630	-12/630	TDD15-12D2
TDD152415D	18-36	+15/500	-15/500	TDD15-15D2
TDD154812D	35-75	+12/630	-12/630	TDD15-12D3
TDD154815D	35-75	+15/500	-12/500	TDD15-15D3

Andere Typen und Spannungen auf Anfrage • Other models and configurations on request.

### PIN-Belegung und Zeichnung / Pin Assignments & Drawing, mm (inch)

#### MECHANISM & PIN CONFIGURATION

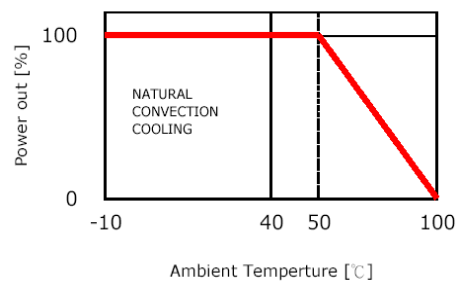
mm [inch]



#### PHYSICAL CHARACTERISTICS

CASE SIZE	50.8 x 25.4 x 12mm 2 x 1 x 0.47inches
CASE MATERIAL	Metal
WEIGHT	33 g (typ.)

#### Derating:



#### PIN ASSIGNMENT

PIN NO.	1	2	3	4	5
SINGLE	Vi+	Vi-	Vo+	NO PIN	Vo-
DUAL	Vi+	Vi-	Vo+	com	Vo-