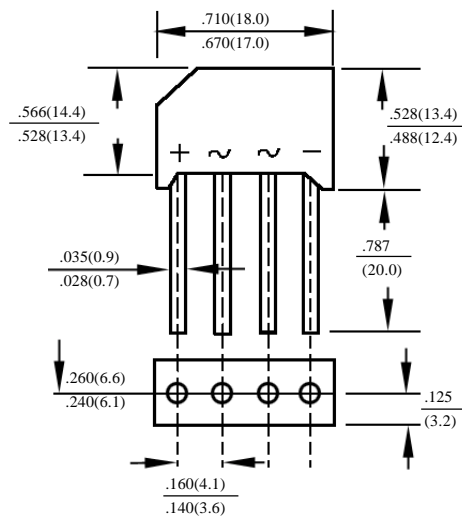


KBP201 – EBP207
RS201 – RS207

2.0A 桥式整流器 2.0A BRIDGE RECTIFIERS

最大额定值、电性 MAXIMUM RATINGS AND ELECTRICAL CHARACTERISTICS
Ratings at 25°C ambient temperature unless otherwise specified. Single phase, half wave, 60Hz, resistive or inductive load. For capacitive load, derate current by 20%.

型号 TYPE	最大反向峰值电压 Maximum Peak Reverse Voltage	最大平均正向电流 Maximum Average Forward Output Current @ T _A =40°C	最大正向浪涌电流 Maximum Forward Peak Surge Current @ 8.3ms Superimposed	最大正向峰值电压 Maximum DC Forward Voltage drop per element at I _F =2.0ADC	最大反向电流 Maximum DC Reverse Current at rated DC Blocking Voltage per element		结温 Operating Junction Temperature	外型尺寸 Package Dimensions
	PRV	I _O	I _{FM} (Surge)	V _F	I _R		T _J	
	V _{PK}	A _{AV}	A _{PK}	V _{PK}	25°CCTA μADC	125°CCTA μADC	°C	
KBP201 RS201	50	2.0	50	1.1	10	500	125	RS – 21
KBP202 RS202	100							
KBP203 RS203	200							
KBP204 RS204	400							
KBP205 RS205	600							
KBP206 RS206	800							
KBP207 RS207	1000							



RS – 2L

KBP201-KBP207 RS201-RS207

桥式整流器额定值与特性曲线

BRIDGE RECTIFIERS RATING & CHARACTERISTIC CURVES

FIG. 1 - TYPICAL FORWARD CURRENT DERATING CURVE

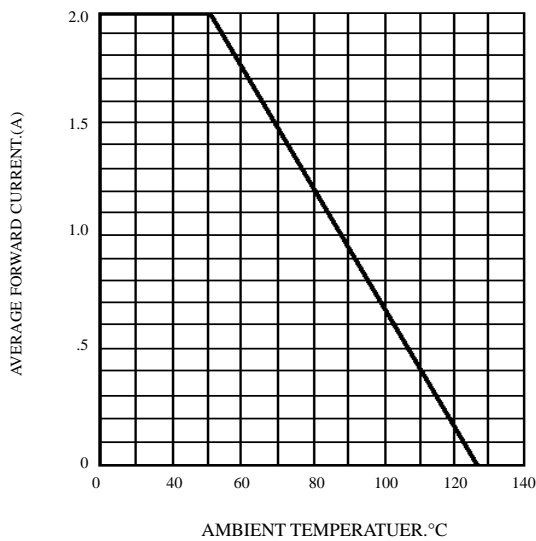


FIG. 2 - MAXIMUM NON-REPETITIVE FORWARD CURRENT

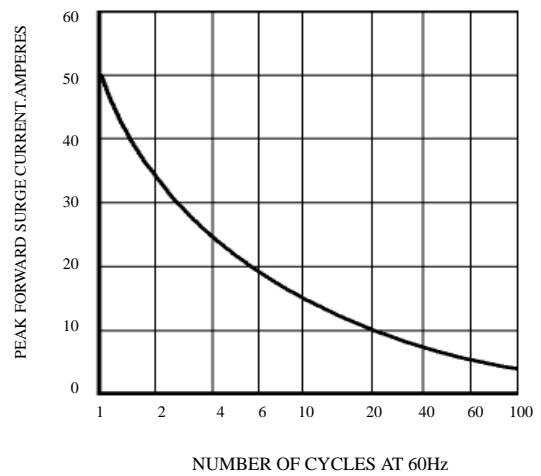


FIG. 3 - TYPICAL REVERSE CHARACTERISTICS

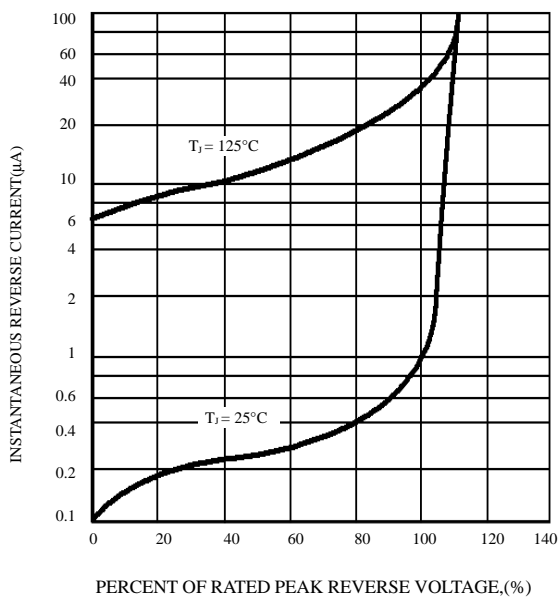


FIG. 4 - TYPICAL INSTANTANEOUS FORWARD CHARACTERISTICS

