



Micro Commercial Components  
 21201 Itasca Street Chatsworth  
 CA 91311  
 Phone: (818) 701-4933  
 Fax: (818) 701-4939

# MB5005W THRU MB5010W

## Features

- Mounting Hole For #8 Screw
- Plastic Case With Metal Bottom
- Any Mounting Position
- Surge Rating Of 400 Amps

## 50 Amp Single Phase Bridge Rectifier 50 to 1000 Volts

## Maximum Ratings

- Operating Temperature: -50°C to +150°C
- Storage Temperature: -50°C to +150°C

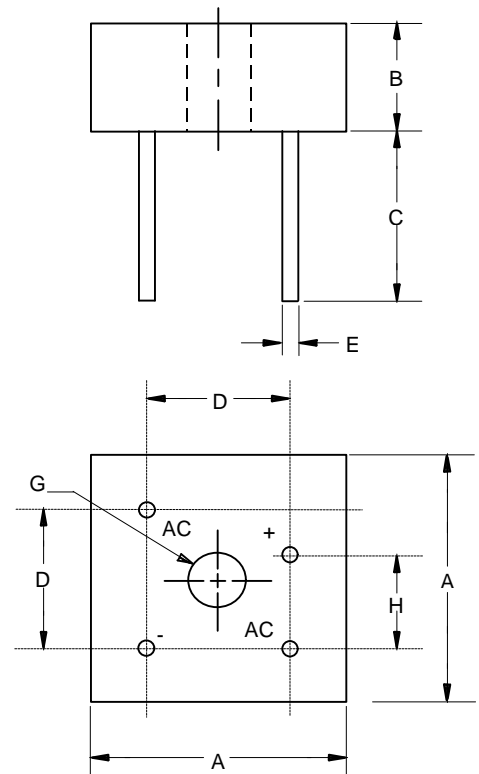
MCC Catalog Number	Device Marking	Maximum Reccurent Peak Reverse Voltage	Maximum RMS Voltage	Maximum DC Blocking Voltage
MB5005W	MB5005W	50V	35V	50V
MB501W	MB501W	100V	70V	100V
MB502W	MB502W	200V	140V	200V
MB504W	MB504W	400V	280V	400V
MB506W	MB506W	600V	420V	600V
MB508W	MB508W	800V	560V	800V
MB5010W	MB5010W	1000v	700V	1000v

## Electrical Characteristics @ 25°C Unless Otherwise Specified

Average Forward Current	$I_{F(AV)}$	50.0A	$T_J = 55^\circ\text{C}$
Peak Forward Surge Current	$I_{FSM}$	400A	8.3ms, half sine
Maximum Forward Voltage Drop Per Element	$V_F$	1.2V	$I_{FM} = 25\text{A}$ per element; $T_J = 25^\circ\text{C}^*$
Maximum DC Reverse Current At Rated DC Blocking Voltage	$I_R$	10 $\mu\text{A}$ 0.5mA	$T_J = 25^\circ\text{C}$ $T_J = 100^\circ\text{C}$

\*Pulse test: Pulse width 300  $\mu\text{sec}$ , Duty cycle 1%

### MB-50W



DIM	INCHES		MM		NOTE
	MIN	MAX	MIN	MAX	
A	---	1.140	---	29.00	
B	---	.452	---	11.50	
C	---	.750	---	19.10	
D	.692	.732	17.6	18.6	
E	.040	---	1.00	---	4PL/TYP
G	.188	---	4.77	---	$\emptyset$
H	.429	.468	10.9	11.9	

# MB5005W thru MB5010W

Figure 1  
Typical Forward Characteristics

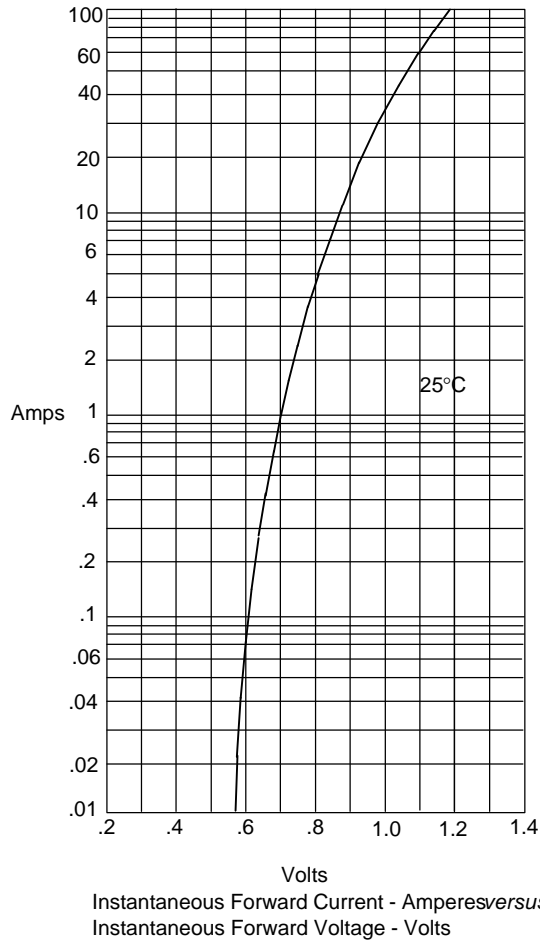


Figure 2  
Typical Reverse Characteristics

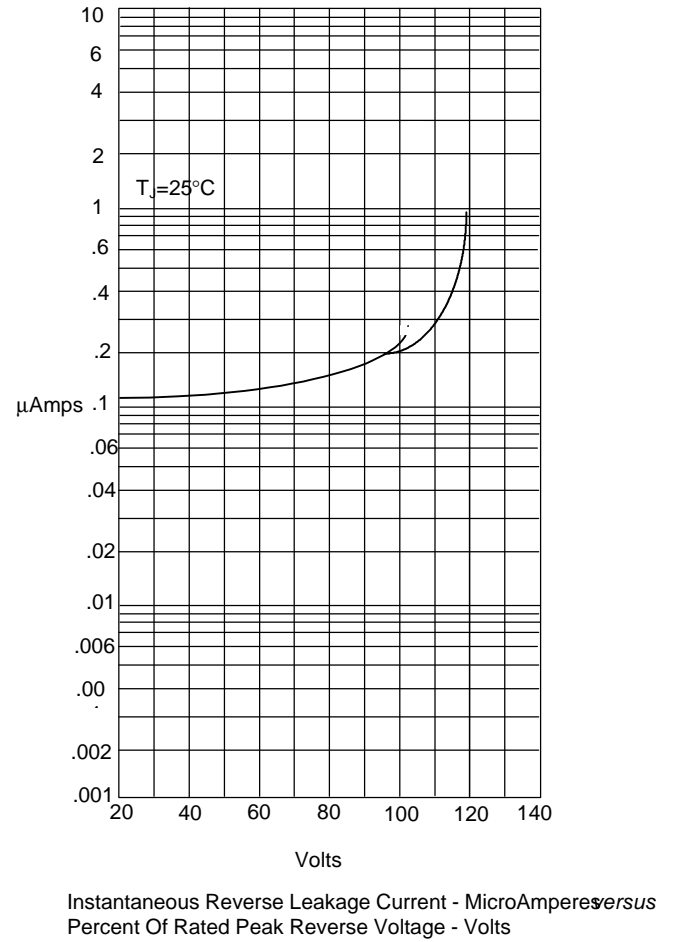


Figure 3  
Forward Derating Curve

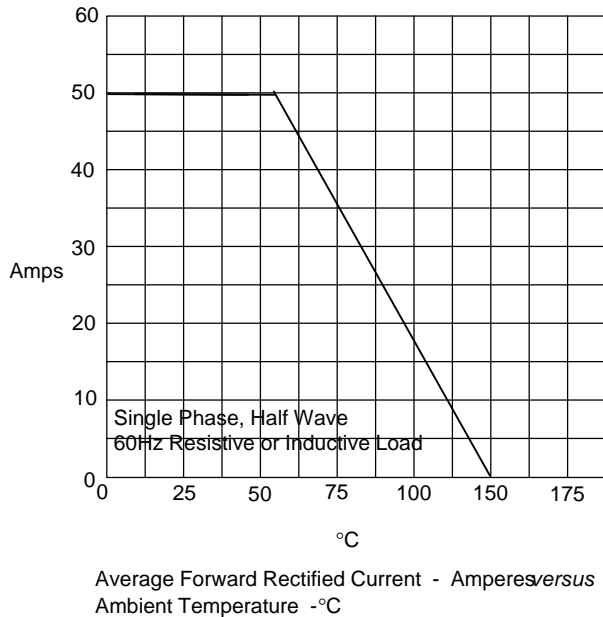


Figure 4  
Peak Forward Surge Current

